



# TECTON

*the* MARBLE SELECTION

**APE**  
best for you

**TECTON**

*the* MARBLE SELECTION

# Tecton, pure geology

Tecton, pura geología

the MARBLE SELECTION

Inside the tectonic plates the most spectacular stone and marble of our planet are forged. Tecton focuses on nature in the raw, taking the untreated stone as its starting point in its search for unique qualities. This is our profession: searching for the most exquisite, unique and scarce materials, and making them accessible through digital technology.

En el interior de las placas tectónicas se fraguan las piedras y mármoles más espectaculares de nuestro planeta. Tecton se centra en la naturaleza en crudo, toma como punto de partida la piedra sin tratar, en la búsqueda de materialidades únicas. Esta es la nuestra labor: la búsqueda de los más exquisitos materiales, únicos y escasos, que gracias a la tecnología digital hacemos accesibles.

**A** The geological formations of Yellowstone National Park in Wyoming, USA evoke the patterns we see in marble.

Aerial photography by  
**Dan Meyers.**

Las formaciones geológicas del Parque Nacional de Yellowstone (Wyoming, EE. UU.) evocan motivos propios del mármol.

Fotografía aérea de  
**Dan Meyers.**

**B** Zion National Park (Utah, EE. UU.).

Parque Nacional de Zion (Utah, EE. UU.).



A



B

TECTON



Mix, test, combine, take out of context... Marble has changed: it is no longer a symbol of status and classicism. Now it evokes modernity, architecture, trends... It is simultaneously old and new in its uses. APE has selected some of the finest ceramic marbles to feature in this catalogue, reflecting our commitment to creativity and design.

Mezclar, probar, combinar, sacar de contexto... Los mármoles han cambiado, ya no son un símbolo de status y clasicismo. Ahora son un material que evoca contemporaneidad, arquitectura, tendencias... Es antiguo y a la vez nuevo en su uso. En APE hemos seleccionado algunos de los mejores mármoles cerámicos que agrupamos en este catálogo, una apuesta por la creatividad y el diseño.

# The ceramic digital revolution

La revolución digital de la cerámica

the MARBLE SELECTION

Say goodbye to limitations! We use some of the most innovative manufacturing technologies to faithfully reproduce marble in a sustainable and efficient way. And these allow us to play with colour and decoration with competitive results. But the best thing is that we can improve the technical characteristics of the natural material without sacrificing any of its character.

*Bye, bye, limitations!* Utilizamos algunas de las tecnologías de fabricación más innovadoras que nos permiten reproducir fielmente el mármol de una manera sostenible y eficiente. Además podemos jugar con el color y la decoración con un resultado competitivo. Y lo mejor, mejoramos las prestaciones técnicas del material natural, pero sin perder un ápice de carácter.



Capraia Bianco Polished Rect.  
80x160 / 32"x64"

TECTON



**«Marble has changed: it is no longer a symbol of status and classicism, but of modernity and architecture.»**

*the* MARBLE SELECTION

«Los mármoles han cambiado, ya no son un símbolo de status y clasicismo, sino de contemporaneidad y arquitectura.»

TECTON



# Mix and win

Combina y gana

the MARBLE SELECTION

The Perfect Mix is our way of understanding ceramics. It is not just a building material, it is a tool for creativity. Our designs are created to be combined, and our Tecton collections reflect this. Do you dare to mix?

The Perfect Mix es nuestra manera de entender la cerámica. No se trata solo de un material de construcción, es una herramienta para la creatividad. Nuestros diseños están pensados para combinar y las colecciones de Tecton son una muestra de ello. ¿The atreves a mezclar?



TECTON

## Collections

Colecciones

Porcelánico

**Amboise Lux** (p. 14)

**Calacatta** (p. 18)

**Capraia** (p. 24)

**Cervino** (p. 28)

**Nero Marquina** (p. 32)

**Rex** (p. 36)

**Silver Grey** (p. 40)

**Statuary Venato** (p. 44)

**Vita** (p. 50)

**Wabi Sabi** (p. 58)

Revestimiento

**Amboise Lux** (p. 74)

**Borgogna** (p. 76)

**Gio** (p. 78)

**Marbella** (p. 80)

**Rex** (p. 82)

**Silver Pearl** (p. 84)

**Statuary** (p. 86)

**Travertino** (p. 88)





## Amboise Lux

AMBOISE LUX POL. RECT. 60X120 / AMBOISE LUX RECT. 33,3X100

A porcelain marble with a pure appearance and marked veins, which stands out because of its slightly warm tone. This collection is available in matt and gloss and a wide variety of large formats to achieve a very elegant finish.

Un mármol porcelánico con una gráfica pura, pero con vetas marcadas, que destaca por un tono ligeramente cálido. La colección está disponible en mate y brillo y en una amplia variedad de grandes formatos para conseguir un acabado con aspecto muy elegante.




1. **Amboise Lux Polished Rect.**  
120X120 / 48"X48" S23/M
- Amboise Lux Matt Rect.**  
120X120 / 48"X48" S22/M
2. **Amboise Lux Polished Rect.**  
60X120 / 24"X48" S25/M
- Amboise Lux Matt Rect.**  
60X120 / 24"X48" S24/M
3. **Amboise Lux Polished Rect.**  
80X160 / 32"X64" S28/M
4. **Amboise Lux Polished Rect.**  
80X80 / 32"X32" S27/M
- Amboise Lux Matt Rect.**  
80X80 / 32"X32" S26/M
4. **Decor Catedra Lux Matt**  
60X120 / 24"X48" T23/P

Packing list · Embalaje

FORMATO PZAS PIECES SIZE	PZS/CAJA TILES/BOX	M2/CAJA SQM/BOX	KG/CAJA KG/BOX	CAJAS/PALLET BOXES/PALLET	M2/PALLET SQM/PALLET	KG/PALLET KG/PALLET
120X120	1	1.44	34.5	40	57.60	1380
60X120	2	1.44	31	32	46.08	1010
80X80	2	1.28	29.5	42	53.76	1239
80X160	1	1.28	30.72	40	51.2	1229

Technical characteristics · Características técnicas

- P** PORCELÁNICO / PORCELAIN TILES
- \*** PULIDO BRILLO / SHINE POLISHED
-  RECTIFICADO / RECTIFIED
- M** MATE / MATT
- V2** VARIACION LEVE / SLIGHT VARIATION



## Calacatta Borghini

CALACATTA BORGHINI POL. RECT. 60X120 / CALACATTA BORGHINI POL. RECT. 120X120

Some stones are born immortal, like our calacatta porcelain, with its veins and golden tones giving it a unique character. The Calacatta Borghini collection is available in a spectacular maximum format of 120x120 cm.

Hay piedras que nacieron inmortales, como este calacatta porcelánico cuyas vetas con matices dorados le dan una personalidad única. La colección Calacatta Borghini está disponible en un espectacular formato máximo de 120x120 cm.



CALACATTA BORGHINI MATT RECT. 60X120 / CALACATTA BORGHINI MATT RECT. 120X120



- 1. **Calacatta Borghini Polished Rect.**  
120X120 / 48"X48"      108/M
- Calacatta Borghini Matt Rect.**  
120X120 / 48"X48"      106/M
- 2. **Calacatta Borghini Polished Rect.**  
60X120 / 24"X48"      T40/M
- Calacatta Borghini Matt Rect.**  
60X120 / 24"X48"      T36/M
- 3. **Calacatta Borghini Polished Rect.**  
30X60 / 12"X24"      103/M
- Calacatta Borghini Matt Rect.**  
30X60 / 12"X24"      109/M
- 4. **Calacatta Borghini Polished Rect.**  
60X60 / 24"X24"      103/M
- Calacatta Borghini Matt Rect.**  
60X60 / 24"X24"      109/M
- 5. **Decor Set (2) Sauvage Polished Rect.**  
60X120 / 24"X48"      T23/P

Packing list · Embalaje

FORMATO PZAS PIECES SIZE	PZS/CAJA TILES/BOX	M2/CAJA SGM/BOX	KG/CAJA KG/BOX	CAJAS/PALLET BOXES/PALLET	M2/PALLET SGM/PALLET	KG/PALLET KG/PALLET
120X120	1	1.44	38	36	51.84	1368
60X120	2	1.44	34	32	46.08	1100
60X60	4	1.44	31	30	43.20	945
30X60	6	1.08	23.1	48	51.84	1130

Technical characteristics · Características técnicas

- P** PORCELÁNICO / PORCELAIN TILES
- \*** PULIDO BRILLO / SHINE POLISHED
- RECTIFICADO / RECTIFIED**
- M** MATE / MATT
- V2** VARIACION LEVE / SLIGHT VARIATION




## Capraia Bianco

CAPRAIA BIANCO POL. RECT. 80X160 / CAPRAIA BIANDO POL. RECT. 80X80

This porcelain marble has great personality, marked by a multitude of veins with wide chromatic variety. Capraia is destined to become the star of the project. The collection is available in gloss and matt and comes in two combinable formats.

Se trata de un mármol porcelánico de gran personalidad, con una fuerte presencia de vetas con alta variedad cromática. Capraia está destinada a convertirse en la protagonista del proyecto. Está disponible en brillo y mate la colección cuenta con dos formatos combinables.



**1. Capraia Bianco Polished Rect.**

80X160 / 32"X64" S28/M

**2. Capraia Bianco Polished Rect.**

80X80 / 32"X32" S27/M

**Capraia Bianco Matt Rect.**

80X80 / 32"X32" S26/M

Packing list · Embalaje

FORMATO PZAS PIECES SIZE	PZS/CAJA TILES/BOX	M2/CAJA SQM/BOX	KG/CAJA KG/BOX	CAJAS/PALLET BOXES/PALLET	M2/PALLET SQM/PALLET	KG/PALLET KG/PALLET
80X160	1	1.28	30.72	40	51.2	1229
80X80	2	1.28	29.5	42	53.76	1239

Technical characteristics · Características técnicas

**P** PORCELÁNICO/PORCELAIN TILES  
**\*** PULIDO BRILLO/SHINE POLISHED

**RE** RECTIFICADO/RECTIFIED  
**M** MATE/MATT

**V2** VARIACION LEVE/SLIGHT VARIATION



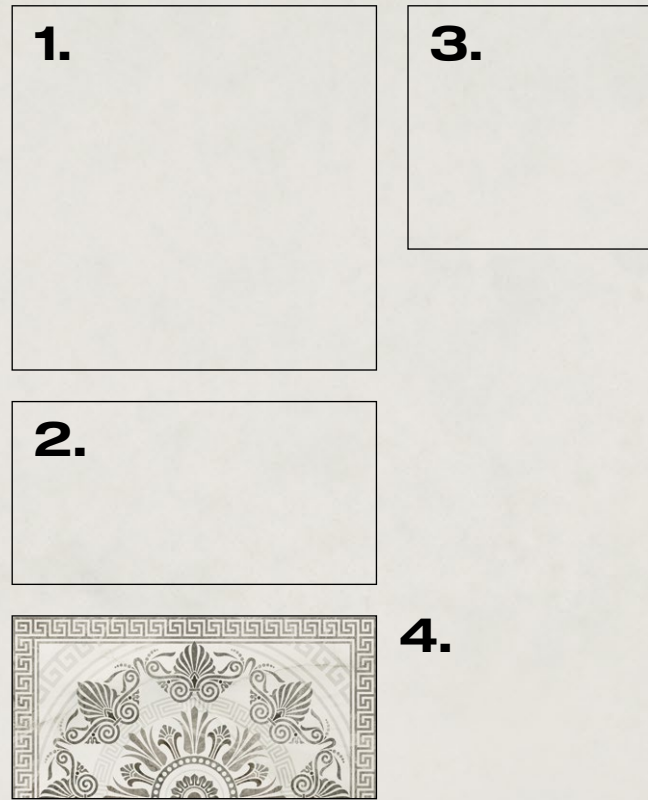
## Cervino

CERVINO POL. RECT. 60X120 / CERVINO POL. RECT. 120X120 / CRAYON BRONZE RECT. 31,6X90

With its minimalist inspiration, Cervino reproduces a marble with a very consistent surface, with soft and subtle veins. The collection has three combinable formats and comes in gloss and matt finishes.

De inspiración claramente minimalista, Cervino reproduce un mármol de superficie muy homogénea con vetas muy suaves y sutiles. La colección dispone de tres formatos combinables y tiene opciones de acabado brillo y mate.





1. **Cervino Polished Rect.**  
120X120 / 48"X48" S23/M
- Cervino Matt Rect.**  
120X120 / 48"X48" S22/M
2. **Cervino Polished Rect.**  
60X120 / 24"X48" S25/M
- Cervino Matt Rect.**  
60X120 / 24"X48" S24/M
3. **Cervino Polished Rect.**  
80X80 / 32"X32" S27/M
- Cervino Matt Rect.**  
80X80 / 32"X32" S26/M
4. **Decor Baeza Matt**  
60X120 / 24"X48" T23/P

Packing list · Embalaje

FORMATO PZAS PIECES SIZE	PZS/CAJA TILES/BOX	M2/CAJA SQM/BOX	KG/CAJA KG/BOX	CAJAS/PALLET BOXES/PALLET	M2/PALLET SQM/PALLET	KG/PALLET KG/PALLET
120X120	1	1.44	34.5	40	57.60	1380
60X120	2	1.44	31	32	46.08	1010
80X80	2	1.28	29.5	42	53.76	1239

Technical characteristics · Características técnicas

- P** PORCELÁNICO / PORCELAIN TILES
- \*** PULIDO BRILLO / SHINE POLISHED
- R** RECTIFICADO / RECTIFIED
- M** MATE / MATT
- V2** VARIACION LEVE / SLIGHT VARIATION



## Nero Marquina

NERO MARQUINA POL. RECT. 59X119 / STATUARY VENATO MATT RECT. 60X120 / STATUARY VENATO MATT RECT. 120X120

A classic that radiates elegance, combining with everything but attracting attention wherever it is used. That is the nature of our Nero Marquina collection, a black porcelain marble in 59x119 cm format.

Un clásico lleno de elegancia, que combina con todo, pero que llama la atención allá donde va. Así es nuestra colección Nero Marquina, un mármol porcelánico negro en formato 59x119 cm.

1.






1. Nero Marquina Polished Rect.

59X119 / 23"X47" 102/M

Packing list · Embalaje

FORMATO PZAS PIECES SIZE	PZS/CAJA TILES/BOX	M2/CAJA SQM/BOX	KG/CAJA KG/BOX	CAJAS/PALLET BOXES/PALLET	M2/PALLET SQM/PALLET	KG/PALLET KG/PALLET
59X119	2	1.40	37.72	24	33.60	905

Technical characteristics · Características técnicas

-  PORCELÁNICO/PORCELAIN TILES
-  RECTIFICADO/RECTIFIED
-  VARIACION LEVE/SLIGHT VARIATION
-  PULIDO BRILLO/SHINE POLISHED
-  MASA COLOREADA/COLORED BODY



## Rex

REX BROWN POL. RECT. 60X120 / ANTI-SLIP KOEN CENERE MATT RECT. 20X120

A collection destined to become the star of the space, thanks to its ceramic marble and varied pattern. The collection features a range of formats and special decorative pieces, with a classic look but contemporary spirit.

Una colección llamada a convertirse en el protagonista absoluto del espacio, gracias a su mármol cerámico con una gráfica heterogénea. La colección cuenta con diferentes formatos y piezas especiales decorativas, con espíritu clásico, pero contemporáneas.



**1. Rex Brown Polished Rect.**  
120X120 / 48"X48" S45/M

**2. Rex Brown Polished Rect.**  
60X120 / 24"X48" S46/M

**3. Rex Brown Polished Rect.**  
80X80 / 32"X32" S47/M

Packing list · Embalaje

FORMATO PZAS PIECES SIZE	PZS/CAJA TILES/BOX	M2/CAJA SQM/BOX	KG/CAJA KG/BOX	CAJAS/PALLET BOXES/PALLET	M2/PALLET SQM/PALLET	KG/PALLET KG/PALLET
120X120	1	1.44	34.5	40	57.60	1380
60X120	2	1.44	31	32	46.08	1010
80X80	2	1.28	29.5	42	53.76	1239

Technical characteristics · Características técnicas

- P** PORCELÁNICO / PORCELAIN TILES
- \*** PULIDO BRILLO / SHINE POLISHED
- RECTIFICADO / RECTIFIED**
- V2** VARIACION LEVE / SLIGHT VARIATION





## Silver Grey

SILVER GREY POL. RECT. 60X120 / SILVER GREY POL. RECT. 120X120 / HARLEQUIN GRAPHITE 10X20

This collection presents the most classic beauty of stone from a contemporary perspective through its carefully selected colour palette. Silver Grey is available in a variety of large formats and in polished and matt finishes.

Esta colección contiene la belleza pétrea más clásica desde una perspectiva contemporánea gracias a una estudiada paleta cromática. Silver Grey está disponible en una variedad de grandes formatos y en acabados pulido y mate.



- 1. Silver Grey Polished Rect.**  
 120X120 / 48"X48" S23/M  
**Silver Grey Matt Rect.**  
 120X120 / 48"X48" S22/M
- 2. Silver Grey Polished Rect.**  
 60X120 / 24"X48" S25/M  
**Silver Grey Matt Rect.**  
 60X120 / 24"X48" S24/M
- 3. Silver Grey Polished Rect.**  
 80X80 / 32"X32" S27/M  
**Silver Grey Matt Rect.**  
 80X80 / 32"X32" S26/M

Packing list · Embalaje

FORMATO PZAS PIECES SIZE	PZS/CAJA TILES/BOX	M2/CAJA SQM/BOX	KG/CAJA KG/BOX	CAJAS/PALLET BOXES/PALLET	M2/PALLET SQM/PALLET	KG/PALLET KG/PALLET
120X120	1	1.44	34.5	40	57.60	1380
60X120	2	1.44	31	32	46.08	1010
80X80	2	1.28	29.5	42	53.76	1239

Technical characteristics · Características técnicas

- P** PORCELÁNICO / PORCELAIN TILES
- \*** PULIDO BRILLO / SHINE POLISHED
- RECTIFICADO / RECTIFIED**
- M** MATE / MATT
- V2** VARIACION LEVE / SLIGHT VARIATION



# Statuary Venato

STATUARY VENATO POL. RECT. 60X120 / STATUARY VENATO POL. RECT. 120X120 / DECOR SET(2) SAUVAGE POL. RECT. 60X120



We bring one of the most classic marbles to life, standing out for its spectacular grey veins and neutral tones. The result is unique in both the matt and polished finishes.

Traemos a la vida uno de los mármoles más clásicos, que destaca por sus espectaculares vetas grises y tonos neutros. Tanto en acabado mate como en pulido, el resultado es único.





STATUARY VENATO MATT RECT. 60X120 / STATUARY VENATO MATT RECT. 120X120





1. **Statuary Venato Polished Rect.**  
120X120 / 48"X48" I08/M  
**Statuary Venato Matt Rect.**  
120X120 / 48"X48" I06/M
2. **Statuary Venato Polished Rect.**  
60X120 / 24"X48" T40/M  
**Statuary Venato Matt Rect.**  
60X120 / 24"X48" T36/M
3. **Statuary Venato Polished Rect.**  
30X60 / 12"X24" I03/M  
**Statuary Venato Matt Rect.**  
30X60 / 12"X24" I09/M
4. **Statuary Venato Polished Rect.**  
60X60 / 24"X24" I03/M  
**Statuary Venato Matt Rect.**  
60X60 / 24"X24" I09/M
5. **Decor Set (2) Sauvage Polished Rect.**  
60X120 / 24"X48" T23/P

Packing list · Embalaje

FORMATO PZAS PIECES SIZE	PZS/CAJA TILES/BOX	M2/CAJA SQM/BOX	KG/CAJA KG/BOX	CAJAS/PALLET BOXES/PALLET	M2/PALLET SQM/PALLET	KG/PALLET KG/PALLET
120X120	1	1.44	38	36	51.84	1368
60X120	2	1.44	34	32	46.08	1100
60X60	4	1.44	31	30	43.20	945
30X60	6	1.08	23.1	48	51.84	1130

Technical characteristics · Características técnicas

- P** PORCELÁNICO / PORCELAIN TILES
- \*** PULIDO BRILLO / SHINE POLISHED
- RECTIFICADO / RECTIFIED
- M** MATE / MATT
- V2** VARIACION LEVE / SLIGHT VARIATION



# Vita

VITA POL. RECT. 90X180

The Vita collection allows you to combine formats and textures, giving dynamism to every interior. There aren't many trends that last and can change the rules, reinventing interior design.

La colección Vita permite combinar diferentes formatos y texturas dotando de dinamismo a cada interior. Sólo algunas tendencias son capaces de perdurar y cambiar las normas establecidas reinventando el interiorismo.



LUCE MATT RECT. 60X60 / LUCE MATT RECT. 60X120 / VITA POL. RECT. 60X120



VITA POL. RECT. 120X120



- 1. Vita Polished Rect.**  
120X120 / 48"X48" I08/M  
**Luce Matt Rect.**  
120X120 / 48"X48" I06/M
- 2. Vita Polished Rect.**  
60X120 / 24"X48" T40/M  
**Luce Matt Rect.**     **Nuova Stru Rect.**  
60X120 / 24"X48" T36/M     60X120 / 24"X48" T07/M
- 3. Vita Polished Rect.**  
30X60 / 12"X24" I03/M  
**Luce Matt Rect.**     **Nuova Stru Rect.**  
30X60 / 12"X24" I09/M     30X60 / 12"X24" I10/M
- 4. Vita Polished Rect.**  
60X60 / 24"X24" I03/M  
**Luce Matt Rect.**     **Nuova Stru Rect.**  
60X60 / 24"X24" I09/M     60X60 / 24"X24" I10/M
- 5. Vita Polished Rect.**  
90X180 / 36"X72" S15/M
- 6. Vita Polished Rect.**  
90X90 / 36"X36" S16/M

Packing list · Embalaje

FORMATO PZAS PIECES SIZE	PZS/CAJA TILES/BOX	M2/CAJA SQM/BOX	KG/CAJA KG/BOX	CAJAS/PALLET BOXES/PALLET	M2/PALLET SQM/PALLET	KG/PALLET KG/PALLET
120X120	1	1.44	37.64	36	51.84	1355
60X120	2	1.44	37.72	30	43,2	1130
60X60	4	1.44	30.34	30	43.20	910
30X60	6	1.08	24.04	48	51.84	1154
90X180	1	1.62	46.29	24	38.88	1111
90X90	2	1.62	43.74	27	43.74	1153

Technical characteristics · Características técnicas

- P** PORCELÁNICO / PORCELAIN TILES
- M** MATE / MATT
- V2** VARIACION LEVE / SLIGHT VARIATION
- ☐** RECTIFICADO / RECTIFIED
- ★** PULIDO BRILLO / SHINE POLISHED

# Vita

/ 120X120 - 60X120 - 60X60 - 30X60 48"X48" - 24"X48" - 24"X24" - 12"X24"




PELDAÑO RECTO NUOVA  
33X120 / 13"X48" F04/P



RODAPIÉ VITA POLISHED 7,5X60 / 3"X24" D02/P  
RODAPIÉ LUCE MATT 7,5X60 / 3"X24" C07/P  
RODAPIÉ NUOVA STRU 7,5X60 / 3"X24" C07/P



REMATE PELDAÑO RECTO NUOVA  
3,2X33 / 1,5"X13" D10/P




MALLA VITA POLISHED  
30X30 (5X5) / 12"X12" D03/P

MALLA LUCE MATT  
30X30 (5X5) / 12"X12" A01/P



7.



9.



11\*.



8.



10\*.

\*Pieza ampliada x2 respecto al resto de piezas. / \*Pieza ampliada x2 respecto al resto de piezas.

## 7. Decor Vita I Polished Rect.

60X120 / 24"X48" T50/P

## Decor Luce I Matt Rect.

60X120 / 24"X48" T50/P

## 8. Decor Vita II Polished Rect.

60X120 / 24"X48" T50/P

## Decor Luce II Matt Rect.

60X120 / 24"X48" T50/P

## 9. Rosetón Navona

60X60 / 24"X24" T41/P

## 10. Cenefa Navona

10X60 / 4"X24" T13/P

## 11. Taco Navona

10X10 / 4"X4" D01/P



DECOR VITA I POL. RECT. 60X120 / DECOR VITA II POL. RECT. 60X120



## Wabi Sabi

OROBICO GRIGIO POL. RECT. 60X120 / MADAGASCAR NOCE RECT. 20X120 / ANTI-SLIP MADAGASCAR NOCE RECT. 20X120

A collection of coloured mass porcelain tiles that reflects our commitment to design. These are timeless pieces that reveal a natural beauty that is simple and versatile.

Wabi Sabi, una colección de porcelánico masa coloreada que refleja nuestro compromiso con el diseño. Piezas atemporales que revelan una belleza natural, sencilla y versátil.



INVISIBLE GOLD POL. RECT. 60X60

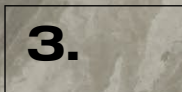


WABI SABBIA LAP. RECT. 60X120 / TRAVERTINO BRESCIA MATT RECT. 60X120 / MOSAICO RÚSTICO LAP. WABI SABBIA 30X30





WABI TAUPE LAP. RECT. 120X120 / TRAVERTINO SILVER POL. RECT. 120X120



RODAPIÉ POLISHED 7.5X60 / 3"X 24" D02/P  
RODAPIÉ MATT 7.5X60 / 3"X 24" C07/P

1. **Orobico Grigio Polished Rect.**  
120X120 / 48"X48" I08/M  
**Orobico Grigio Matt Rect.**  
120X120 / 48"X48" I06/M
2. **Orobico Grigio Polished Rect.**  
60X120 / 24"X48" T40/M  
**Orobico Grigio Matt Rect.**  
60X120 / 24"X48" T36/M
3. **Orobico Grigio Polished Rect.**  
30X60 / 12"X24" I03/M  
**Orobico Grigio Matt Rect.**  
30X60 / 12"X24" I09/M
4. **Orobico Grigio Polished Rect.**  
60X60 / 24"X24" I03/M  
**Orobico Grigio Matt Rect.**  
60X60 / 24"X24" I09/M

Packing list · Embalaje


FORMATO PZAS PIECES SIZE	PZS/CAJA TILES/BOX	M2/CAJA SQM/BOX	KG/CAJA KG/BOX	CAJAS/PALLET BOXES/PALLET	M2/PALLET SQM/PALLET	KG/PALLET KG/PALLET
120X120	1	1,44	37,64	36	51,84	1355
60X120	2	1,44	37,72	30	43,20	1130
60X60	4	1,44	31,60	30	43,20	970
30X60	6	1,08	24,04	48	51,84	1154

Technical characteristics · Características técnicas

**P** PORCELÁNICO / PORCELAIN TILES  
**V2** VARIACION LEVE / SLIGHT VARIATION

**\*** PULIDO BRILLO / SHINE POLISHED  
**|||||** MASA COLOREADA / COLORED BODY

**M** MATE / MATT  
**▬** RECTIFICADO / RECTIFIED









RODAPIÉ POLISHED 7.5X60 / 3"X 24" D02/P  
RODAPIÉ MATT 7.5X60 / 3"X 24" C07/P


- 1. Invisible Gold Polished Rect.**  
120X120 / 48"X48"      I08/M  
**Invisible Gold Matt Rect.**  
120X120 / 48"X48"      I06/M
- 2. Invisible Gold Polished Rect.**  
60X120 / 24"X48"      T40/M  
**Invisible Gold Matt Rect.**  
60X120 / 24"X48"      T36/M
- 3. Invisible Gold Polished Rect.**  
30X60 / 12"X24"      I03/M  
**Invisible Gold Matt Rect.**  
30X60 / 12"X24"      I09/M
- 4. Invisible Gold Polished Rect.**  
60X60 / 24"X24"      I03/M  
**Invisible Gold Matt Rect.**  
60X60 / 24"X24"      I09/M

Packing list · Embalaje

FORMATO PZAS PIECES SIZE	PZS/CAJA TILES/BOX	M2/CAJA SQM/BOX	KG/CAJA KG/BOX	CAJAS/PALLET BOXES/PALLET	M2/PALLET SQM/PALLET	KG/PALLET KG/PALLET
120X120	1	1,44	37,64	36	51,84	1355
60X120	2	1,44	37,72	30	43,20	1130
60X60	4	1,44	31,60	30	43,20	970
30X60	6	1,08	24,04	48	51,84	1154

Technical characteristics · Características técnicas

-  PORCELÁNICO / PORCELAIN TILES
-  PULIDO BRILLO / SHINE POLISHED
-  MATE / MATT
-  VARIACION LEVE / SLIGHT VARIATION
-  MASA COLOREADA / COLORED BODY
-  RECTIFICADO / RECTIFIED



RODAPIÉ POLISHED 7.5X60 / 3"X 24" D02/P  
RODAPIÉ MATT 7.5X60 / 3"X 24" C07/P


1. **Travertino Brescia Polished Rect.**  
120X120 / 48"X48" I08/M  
**Travertino Brescia Matt Rect.**  
120X120 / 48"X48" I06/M
2. **Travertino Brescia Polished Rect.**  
60X120 / 24"X48" T40/M  
**Travertino Brescia Matt Rect.**  
60X120 / 24"X48" T36/M  
**Travertino Brescia Stru Rect.**  
60X120 / 24"X48" T07/M
3. **Travertino Brescia Polished Rect.**  
30X60 / 12"X24" I03/M  
**Travertino Brescia Matt Rect.**  
30X60 / 12"X24" I09/M  
**Travertino Brescia Stru Rect.**  
30X60 / 12"X24" I10/M
4. **Travertino Brescia Polished Rect.**  
60X60 / 24"X24" I03/M  
**Travertino Brescia Matt Rect.**  
60X60 / 24"X24" I09/M  
**Travertino Brescia Stru Rect.**  
60X60 / 24"X24" I10/M

Packing list · Embalaje

FORMATO PZAS PIECES SIZE	PZS/CAJA TILES/BOX	M2/CAJA SQM/BOX	KG/CAJA KG/BOX	CAJAS/PALLET BOXES/PALLET	M2/PALLET SQM/PALLET	KG/PALLET KG/PALLET
120X120	1	1,44	37,64	36	51,84	1355
60X120	2	1,44	37,72	30	43,20	1130
60X60	4	1,44	31,60	30	43,20	970
30X60	6	1,08	24,04	48	51,84	1154

Technical characteristics · Características técnicas

- PORCELÁNICO / PORCELAIN TILES
- VARIACION LEVE / SLIGHT VARIATION
- PULIDO BRILLO / SHINE POLISHED
- MASA COLOREADA / COLORED BODY
- MATE / MATT
- RECTIFICADO / RECTIFIED



RODAPIÉ POLISHED 7.5X60 / 3"X 24" D02/P  
RODAPIÉ MATT 7.5X60 / 3"X 24" C07/P

- 1. **Travertino Silver Polished Rect.**  
120X120 / 48"X48" I08/M
- Travertino Silver Matt Rect.**  
120X120 / 48"X48" I06/M
- 2. **Travertino Silver Polished Rect.**  
60X120 / 24"X48" T40/M
- Travertino Silver Matt Rect.**  
60X120 / 24"X48" T36/M
- Travertino Silver Stru Rect.**  
60X120 / 24"X48" T07/M
- 3. **Travertino Silver Polished Rect.**  
30X60 / 12"X24" I03/M
- Travertino Silver Matt Rect.**  
30X60 / 12"X24" I09/M
- Travertino Silver Stru Rect.**  
30X60 / 12"X24" I10/M
- 4. **Travertino Silver Polished Rect.**  
60X60 / 24"X24" I03/M
- Travertino Silver Matt Rect.**  
60X60 / 24"X24" I09/M
- Travertino Silver Stru Rect.**  
60X60 / 24"X24" I10/M

Packing list · Embalaje

FORMATO PZAS PIECES SIZE	PZS/CAJA TILES/BOX	M2/CAJA SQM/BOX	KG/CAJA KG/BOX	CAJAS/PALLET BOXES/PALLET	M2/PALLET SQM/PALLET	KG/PALLET KG/PALLET
120X120	1	1,44	37,64	36	51,84	1355
60X120	2	1,44	37,72	30	43,20	1130
60X60	4	1,44	31,60	30	43,20	970
30X60	6	1,08	24,04	48	51,84	1154

Technical characteristics · Características técnicas

- P** PORCELÁNICO / PORCELAIN TILES
- V2** VARIACION LEVE / SLIGHT VARIATION
- \*** PULIDO BRILLO / SHINE POLISHED
- M** MATE / MATT
- |||||** MASA COLOREADA / COLORED BODY
- ▬** RECTIFICADO / RECTIFIED

# Wabi Sabi

/ 120X120 - 60X120 - 60X60 - 30X60 48"X48" - 24"X48" - 24"X24" - 12"X24"



PELDAÑO RECTO ANT.  
TRAVERTINO BRESCIA  
33X120X3 / 13"X48"X1" **F04/P**



REMATE PELDAÑO RECTO  
TRAVERTINO BRESCIA  
3,2X33 / 1,5"X13" **D10/P**



TABICA TRAVERTINO BRESCIA  
15X120 / 6"X48" **B02/P**



BORDE DESBORDANTE  
TRAVERTINO BRESCIA  
28X66,5 / 11"X26" **T40/P**



UÑA ARISTA TRAVERTINO BRESCIA  
3X3 / 1,5"X1,5" **A06/P**



MEDIA CAÑA  
TRAVERTINO BRESCIA  
4X33 / 1,5"X13" **D02/P**



ARISTA TRAVERTINO BRESCIA  
4X33 / 1,5"X13" **D02/P**



REJILLA TRAVERTINO BRESCIA  
24,5X24,5 / 9,4"X9,4" **T09/P**



PELDAÑO RECTO ANT.  
TRAVERTINO SILVER  
33X120X3 / 13"X48"X1" **F04/P**



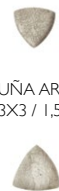
REMATE PELDAÑO RECTO  
TRAVERTINO SILVER  
3,2X33 / 1,5"X13" **D10/P**



TABICA TRAVERTINO SILVER  
15X120 / 6"X48" **B02/P**



BORDE DESBORDANTE  
TRAVERTINO SILVER  
28X66,5 / 11"X26" **T40/P**



UÑA ARISTA TRAVERTINO SILVER  
3X3 / 1,5"X1,5" **A06/P**



MEDIA CAÑA  
TRAVERTINO SILVER  
4X33 / 1,5"X13" **D02/P**



ARISTA TRAVERTINO SILVER  
4X33 / 1,5"X13" **D02/P**



REJILLA TRAVERTINO SILVER  
24,5X24,5 / 9,4"X9,4" **T09/P**

the MARBLE SELECTION

TRAVERTINO BRESCIA STRU RECT 60X120 / MOSAICO RUSTICO LAP WABI SABBIA 30X30 / PELDAÑO RECTO ANT. TRAVERTINO BRESCIA 33X120 / BORDE DESBORDANTE TRAVERTINO BRESCIA 28X66,5 / REJILLA TRAVERTINO BRESCIA 24,5X24,5 / TABICA TRAVERTINO BRESCIA 15X120




TECTON

# Amboise Lux

/ 33,3X100 13"X40"



AMBOISE LUX RECT.  
33,3X100 / 13"X40" S37/M



RELIEVE AMASSE LUX  
33,3X100 / 13"X40" S38/M



DECOR AMBOISE LUX  
33,3X100 / 13"X40" F04/P



MOLDURA AMBOISE LUX  
3X33,3 / 1"X13" D11/P



MOLDURA AUDREY  
5X33,3 / 2"X13" A01/P



CENEFA AMBOISE LUX  
9X33,3 / 3"X13" T13/P



CENEFA AUDREY  
10X33,3 / 4"X13" T14/P

the MARBLE SELECTION

## Technical characteristics & packing list · Características técnicas y embalaje

**PB** PASTA BLANCA/WHITE BODY

**\*B** BRILLO/SHINE

**V2** VARIACION LEVE/SLIGHT VARIATION

**RE** REVESTIMIENTO/WALL TILE

**RE** RECTIFICADO/RECTIFIED

FORMATO PZAS PIECES SIZE	PZS/CAJA TILES/BOX	M2/CAJA SQM/BOX	KG/CAJA KG/BOX	CAJAS/PALLET BOXES/PALLET	M2/PALLET SQM/PALLET	KG/PALLET KG/PALLET
33,3X100	4	1,33	25,14	48	63,84	1207


AMBOISE LUX RECT. 33,3X100 / AMASSE LUX 33,3X100 / AMBOISE LUX MATT RECT. 60X120




TECTON

# Borgogna

/ 31,6X90 - 75X75 12,5"X36"- 30"X30"



BORGOGNA PEARL RECT.  
31,6X90 / 12,5"X36" T18/M



TASHA PEARL RECT.  
31,6X90 / 12,5"X36" T04/M



BOISERIE BORGOGNA  
PEARL RECT.  
31,6X90 / 12,5"X36" T04/M




MOLDURA ZENY PEARL  
5X31,6 / 2"X12,5 B10/P




ZOCALO ZENY PEARL  
12X31,6 / 5"X12,5" S07/P




MOLDURA BORGOGNA PEARL  
2,5X31,6 / 1"X12,5" B09/P



CENEFa BORGOGNA PEARL  
9,5X31,6 / 4"X12,5" A05/P



ZÓCALO BORGOGNA PEARL  
15X31,6 / 6"X12,5" B08/P



**P** **\*** BORGOGNA PEARL POLISHED RECT.  
75X75 / 30"X30" T38/M

**P** **M** BORGOGNA PEARL MATT RECT.  
75X75 / 30"X30" T03/M

## Technical characteristics & packing list · Características técnicas y embalaje

**PB** PASTA BLANCA/WHITE BODY

**M** MATE/MATT

**V3** VARIACION MODERADA/MODERATE VARIATION

**RE** REVESTIMIENTO/WALL TILE

**RE** RECTIFICADO/RECTIFIED

FORMATO PZAS PIECES SIZE	PZS/CAJA TILES/BOX	M2/CAJA SQM/BOX	KG/CAJA KG/BOX	CAJAS/PALLET BOXES/PALLET	M2/PALLET SQM/PALLET	KG/PALLET KG/PALLET
31,6X90	4	1,13	19,68	48	54,60	944
75X75	2	1,11	26,85	42	46,62	1193

the MARBLE SELECTION

BORGOGNA PEARL RECT. 31,6X90 / TASHA PEARL RECT. 31,6X90 / BORGOGNA PEARL POL. RECT. 75X75



TECTON




# Gio

/ 31,6X90 - 75X75 12,5"X36"- 30"X30"




GIO NATURAL RECT.  
31,6X90 / 12,5"X36" T18/M



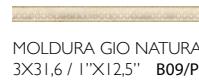
OXANA NATURAL RECT.  
31,6X90 / 12,5"X36" T04/M



GABO NATURAL RECT.  
31,6X90 / 12,5"X36" T04/M



BOISERIE GIO  
NATURAL RECT.  
31,6X90 / 12,5"X36" T04/M



MOLDURA GIO NATURAL  
3X31,6 / 1"X12,5" B09/P



MOLDURA HADES NATURAL  
5X31,6 / 2"X12,5" B10/P



ZÓCALO HADES NATURAL  
12X31,6 / 5"X12,5" S07/P



CENEFA GIO NATURAL  
8X31,6 / 3"X12,5" A08/P



ZÓCALO GIO NATURAL  
15X31,6 / 6"X12,5" B08/P



**P** **\*** GIO NATURAL POLISHED RECT.  
75X75 / 30"X30" T38/M

**P** **M** GIO NATURAL MATT RECT.  
75X75 / 30"X30" T03/M

## Technical characteristics & packing list · Características técnicas y embalaje

**PB** PASTA BLANCA/WHITE BODY

**\*** BRILLO/SHINE

**V3** VARIACION MODERADA/MODERATE VARIATION

**■** REVESTIMIENTO/WALL TILE

**■** RECTIFICADO/RECTIFIED

FORMATO PZAS PIECES SIZE	PZS/CAJA TILES/BOX	M2/CAJA SQM/BOX	KG/CAJA KG/BOX	CAJAS/PALLET BOXES/PALLET	M2/PALLET SQM/PALLET	KG/PALLET KG/PALLET
31,6X90	4	1,13	19,68	48	54,60	944
75X75	2	1,11	26,85	42	46,62	1127

the MARBLE SELECTION


GIO NATURAL RECT. 31,6X90 / CABO NATURAL RECT. 31,6X90 / GIO NATURAL POL. RECT. 75X75.



TECTON

# Rex

/ 25X75 10"X30"




REX PEARL  
25X75 / 10"X30" S39/M



FIGURE PEARL  
25X75 / 10"X30" S40/M



BOISERIE REX PEARL  
25X75 / 10"X30" S40/M



REX CREAM  
25X75 / 10"X30" S39/M



FIGURE CREAM  
25X75 / 10"X30" S40/M



BOISERIE REX CREAM  
25X75 / 10"X30" S40/M



MOLDURA VERSUS ARGENT  
4X25 / 1"X10" B01/P



MOLDURA VERSUS D'OR  
4X25 / 1"X10" B01/P



CENEFA VERSUS ARGENT  
10X25 / 4"X10" T01/P



CENEFA VERSUS D'OR  
10X25 / 4"X10" T01/P



ZÓCALO VERSUS ARGENT  
15X25 / 6"X10" T18/P



ZÓCALO VERSUS D'OR  
15X25 / 6"X10" T18/P



DECOR SET (2) REX PEARL  
25X75 / 10"X30" T28/P



DECOR SET (2) REX CREAM  
25X75 / 10"X30" T05/P

the MARBLE SELECTION

## Technical characteristics & packing list · Características técnicas y embalaje

**PB** PASTA BLANCA/WHITE BODY

**\*B** BRILLO/SHINE

**V2** VARIACION LEVE/SLIGHT VARIATION

**🧱** REVESTIMIENTO/WALL TILE

FORMATO PZAS PIECES SIZE	PZS/CAJA TILES/BOX	M2/CAJA SQM/BOX	KG/CAJA KG/BOX	CAJAS/PALLET BOXES/PALLET	M2/PALLET SQM/PALLET	KG/PALLET KG/PALLET
25X75	7	1.31	23.73	48	62.88	1138

REX PEARL 25X75 / FIGURE PEARL 25X75 / STRU WABI SABI GRAPHITE RECT. 60X60



TECTON

# Marbella

/ 80X80 - 33,3X100 32"X32" - 13"X40"



MARBELLA MARBLE RECT.  
33,3X100 / 13"X40" S37/M



PUERTO BANÚS RECT.  
33,3X100 / 13"X40" S38/M



**P** MARBELLA MARBLE RECT.  
80X80 / 32"X32" S26/M



DECOR SET (3) MARBELLA  
33,3X100 / 13"X40" F04/P



**HM** MOLDURA MARBELLA  
3,5X33,3 / 1"X13" D11/P



**HM** CENEFA MARBELLA  
7X33,3 / 3"X13" T13/P

the MARBLE SELECTION

## Technical characteristics & packing list · Características técnicas y embalaje

**PB** PASTA BLANCA/WHITE BODY

**M** MATE/MATT

**V3** VARIACION MODERADA/MODERATE VARIATION

**RE** REVESTIMIENTO/WALL TILE

**R** RECTIFICADO/RECTIFIED

FORMATO PZAS PIECES SIZE	PZS/CAJA TILES/BOX	M2/CAJA SQM/BOX	KG/CAJA KG/BOX	CAJAS/PALLET BOXES/PALLET	M2/PALLET SQM/PALLET	KG/PALLET KG/PALLET
33,3X100	4	1,33	25,14	48	63,84	1207
80X80	2	1,28	29,5	42	53,76	1239



REX PEARL 25X75 / FIGURE PEARL 25X75 / STRU WABI SABI GRAPHITE RECT. 60X60

TECTON

# Silver Pearl

/ 25X75 10"X30"



SILVER PEARL MATT 25X75 / 10"X30" S39/M  
TUNDRA PEARL MATT 25X75 / 10"X30" S40/M



CENEFA EMILIA PEARL 9X25 / 3.5"X10" S09/P



MOLDURA VERSUS ARGENT 4X25 / 1"X10" B01/P



CENEFA VERSUS ARGENT 10X25 / 4"X10" T01/P



ZÓCALO VERSUS ARGENT 15X25 / 6"X10" T18/P



MOLDURA ROYALE PEARL 4X25 / 1"X10" B06/P



CENEFA ROYALE PEARL 10X25 / 4"X10" B03/P



ZÓCALO ROYALE PEARL 20X25 / 8"X10" T13/P



DECOR SET (2) CALATHEA PEARL MATT 25X75 / 10"X30" T28/P

the MARBLE SELECTION

## Technical characteristics & packing list · Características técnicas y embalaje

**PB** PASTA BLANCA/WHITE BODY

**M** MATE/MATT

**V2** VARIACION LEVE/SLIGHT VARIATION

**RE** REVESTIMIENTO/WALL TILE

FORMATO PZAS PIECES SIZE	PZS/CAJA TILES/BOX	M2/CAJA SQM/BOX	KG/CAJA KG/BOX	CAJAS/PALLET BOXES/PALLET	M2/PALLET SQM/PALLET	KG/PALLET KG/PALLET
25X75	7	1.31	23.75	48	62.88	1138

SILVER PEARL MATT 25X75 / TUNDRA PEARL MATT 25X75 / SILVER GREY MATT RECT. 120X120




TECTON

# Statuary

/ 25X75 10"X30"

**\*B**



STATUARY SHINE  
25X75 / 10"X30" S39/M

**\*B**



TROYA SHINE  
25X75 / 10"X30" S40/M

**M**



STATUARY MATT  
25X75 / 10"X30" S39/M

**M**



POMPEYA MATT  
25X75 / 10"X30" S40/M



DECOR SET (3) ARECA MATT  
25X75 / 10"X30" T28/P



CENEFA DYE SHINE  
9X25 / 3,5"X10" S09/P



CENEFA DYE MATT  
9X25 / 3,5"X10" S09/P



DECOR STATUARY SHINE  
25X75 / 10"X30" T04/P

the MARBLE SELECTION

## Technical characteristics & packing list · Características técnicas y embalaje

**PB** PASTA BLANCA/WHITE BODY

**RE** REVESTIMIENTO/WALL TILE

**V2** VARIACION LEVE/SLIGHT VARIATION

FORMATO PZAS PIECES SIZE	PZS/CAJA TILES/BOX	M2/CAJA SQM/BOX	KG/CAJA KG/BOX	CAJAS/PALLET BOXES/PALLET	M2/PALLET SQM/PALLET	KG/PALLET KG/PALLET
25X75	7	1.31	23.73	48	62.88	1138



STATUARY MATT 25X75 / POMPEYA MATT 25X75 / WORK B COAL RECT. 60X60

TECTON

# Travertino

/ 25X75 10"X30"



TRAVERTINO SILVER  
25X75 / 10"X30" S39/M

SIENA SILVER  
25X75 / 10"X30" S40/M

BOISERIE TRAVERTINO SILVER  
25X75 / 10"X30" S40/M



DECOR SET(2) SIENA SILVER SHINE  
25X75 / 10"X30" T28/P

MOLDURA VERSUS ARGENT  
4X25 / 1"X10" B01/P



CENEFAS VERSUS ARGENT  
10X25 / 4"X10" T01/P



ZÓCALO VERSUS ARGENT  
15X25 / 6"X10" T18/P



TRAVERTINO SILVER MATT  
25X75 / 10"X30" S39/M



LEA SILVER MATT  
25X75 / 10"X30" S40/M




MOLDURA TRAVERTINO SILVER MATT  
4X25 / 1"X10" B06/P



CENEFAS TRAVERTINO SILVER MATT  
10X25 / 4"X10" B03/P



ZÓCALO TRAVERTINO SILVER MATT  
20X25 / 8"X10" T13/P



DECOR SET(2) TRAVERTINO SILVER MATT  
25X75 / 10"X30" T28/P

the MARBLE SELECTION

## Technical characteristics & packing list · Características técnicas y embalaje

**PB** PASTA BLANCA/WHITE BODY

**RE** REVESTIMIENTO/WALL TILE

**V2** VARIACION LEVE/SLIGHT VARIATION



TRAVERTINO BRESCIA  
25X75 / 10"X30" S39/M

SIENA BRESCIA  
25X75 / 10"X30" S40/M

BOISERIE TRAVERTINO BRESCIA  
25X75 / 10"X30" S40/M



DECOR SET(2) SIENA BRESCIA SHINE  
25X75 / 10"X30" T05/P

MOLDURA VERSUS D'OR  
4X25 / 1"X10" B01/P



CENEFAS VERSUS D'OR  
10X25 / 4"X10" T01/P



ZÓCALO VERSUS D'OR  
15X25 / 6"X10" T18/P



TRAVERTINO BRESCIA MATT  
25X75 / 10"X30" S40/M



LEA BRESCIA MATT  
25X75 / 10"X30" S40/M



MOLDURA TRAVERTINO BRESCIA MATT  
4X25 / 1"X10" B06/P



CENEFAS TRAVERTINO BRESCIA MATT  
10X25 / 4"X10" B03/P



ZÓCALO TRAVERTINO BRESCIA MATT  
20X25 / 8"X10" T13/P



DECOR SET(2) TRAVERTINO BRESCIA MATT  
25X75 / 10"X30" T05/P

TECTON

## Packing list · Embalaje

FORMATO PZAS PIECES SIZE	PZS/CAJA TILES/BOX	M2/CAJA SQM/BOX	KG/CAJA KG/BOX	CAJAS/PALLET BOXES/PALLET	M2/PALLET SQM/PALLET	KG/PALLET KG/PALLET
25X75	7	1.31	23.73	48	62.88	1138

# Travertino

/ 25X75 10"X30"

the MARBLE SELECTION



TECTON

TRAVERTINO BRESCIA SHINE 25X75 / SIENA BRESCIA SHINE 25X75 / KOEN CARMELLO MATT RECT. 20X120

The reproduction of the colours is approximate. Ape grupo reserves the right to alter or amend the products here stated.  
La reproducción de los colores es aproximada. Ape grupo se reserva el derecho de alterar o modificar los productos aquí relacionados.

Price codes and product codes should be checked, since there may be typographical errors.

We always recommend consulting the website as the products could undergo price code, format or packing changes.

Los códigos de precios y referencias deben verificarse ya que puede haber errores tipográficos.

Es recomendable consultar la web ya que cualquier producto de ese catálogo puede sufrir cambios en códigos de venta, formatos, packing,.

On the website you can also find the technical specifications, installation suggestions, merchandising elements and a variety of room scene pictures for each of the collections.

En la web también pueden consultar las características técnicas, consejos de colocación , elementos de merchandising o los diversos ambientes de cada una de las colecciones.



**ape**grupo

**APEGRUPO.COM**