



azuma

the zen and the art of concrete

Azuma è la materializzazione di una nuova filosofia di design che si ispira al modo del tutto particolare di concepire i luoghi dell'abitare, e la stessa idea di spazialità, in Giappone.

A partire dalla suggestione materica, Imola rimanda all'uso che alcune correnti architettoniche del paese hanno fatto del cemento per proporre soluzioni radicalmente innovative e al tempo stesso pienamente calate in una tradizione millenaria.

Tutto ciò si incarna in un prodotto ceramico che rappresenta la sintesi armonica tra rigore industriale e cura del dettaglio artigianale, corporeità e leggerezza, ricerca della funzionalità e aspirazione estetica. Essenzialità e Bellezza.

5 colori, svariati formati e superfici e una gamma di decori ricavati da alcuni archetipi visivi dell'architettura giapponese.

Azuma mette al centro il rapporto tra uomo e spazio circostante e trova in una elegante spiritualità progettuale la chiave per soddisfarlo pienamente.

Azuma is the embodiment of a new design philosophy inspired by Japan and its unique concept of space and residential design.

Based on the complex material character of concrete, Imola offers solutions that are radically innovative while also being steeped in traditions stretching back thousands of years.

All this is expressed in a ceramic product that represents a harmonious synthesis of industrial precision and craftsman-like care, solidity and lightness, carefully researched functionality and aesthetic inspiration.

Gracefully minimalist 5 colours, various formats and surfaces, and a range of decorations taken from archetypal Japanese architecture.

Thanks to its vision of elegant compositional spirituality as the key to true satisfaction, Azuma puts our relationship with the space around us at the centre of everything.



A ROOM IS A WORLD



AZMA RB12CG RM
AZMA6 DK260DG



AZMA 120AG RM
AZMA 12AG RM
AZMA6 260AG RM



AZMA 120AG RM
AZMA 12AG RM



AZMA6 260AG RM
AZMA 120AG RM

LISTEN TO ARCHITECTURE



AZMA 120DG RM
AZMA6 260DG RM
AZMA RB12DG RM



AZMA DK12G
AZMA 12G RM
AZMA 120N RM



AZMA 90G RM
AZMA 49G RM
AZMA L2X60
AZMA 49CG RM

WHAT YOU LIVE IS WHERE YOU LIVE



AZMA 120AG RM
AZMA 12AG RM
AZMA6 260AG RM



AZMA 90CG RM
AZMA 49CG RM
AZMA L2X60


CG



AZMA6 DK260CG
120X260 - 48"X103"



120X260 - 48"X103"



120X120 - 48"X48"



AZMA6 260CG RM

AZMA6 120CG RM


AG



AZMA6 DK260AG
120X260 - 48"X103"



120X260 - 48"X103"




120X120 - 48"X48"




AZMA6 260AG RM

AZMA6 120AG RM

G



AZMA6 DK260G
120X260 - 48"X103"



120X260 - 48"X103"




120X120 - 48"X48"



AZMA6 260G RM

AZMA6 120G RM


DG



AZMA6 DK260DG
120X260 - 48"X103"



120X260 - 48"X103"



120X120 - 48"X48"



AZMA6 260DG RM

AZMA6 120DG RM

AZUMA

AZUMA

GRES PORCELLANATO A MASSA COLORATA / COLOURED BODY PORCELAIN TILE

ISO 13006 - G - Bla (E ≤ 0,5%) UNI EN 14411 - G




N



AZMA6 DK260N
120X260 - 48"X103"



120X260 - 48"X103"



120X120 - 48"X48"



AZMA6 260N RM

AZMA6 120N RM



AZMA 120DG RM
AZMA6 260DG RM
AZMA RB12DG RM

CG

AG



120X120 - 48"X48"	60X120 - 24"X48"	60X60 - 24"X24"	30X60 - 12"X24"
AZMA 120CG RM	AZMA 12CG RM	AZMA 60CG RM	AZMA 36CG RM
AZMA RB12CG RM			

120X120 - 48"X48"	60X120 - 24"X48"	60X60 - 24"X24"	30X60 - 12"X24"
AZMA 120AG RM	AZMA 12AG RM	AZMA 60AG RM	AZMA 36AG RM
AZMA RB12AG RM			

90X90 - 36"X36"	45X90 - 18"X36"	30X30 - 12"X12"	45X45 - 18"X18"
AZMA 90CG RM	AZMA 49CG RM	MK.AZMA 30CG	AZMA 45CG

90X90 - 36"X36"	45X90 - 18"X36"	30X30 - 12"X12"	45X45 - 18"X18"
AZMA 90AG RM	AZMA 49AG RM	MK.AZMA 30AG	AZMA 45AG

G

DG



120X120 - 48"X48"	60X120 - 24"X48"	60X60 - 24"X24"	30X60 - 12"X24"
AZMA 120G RM		AZMA 12G RM	
AZMA 120G RM		AZMA 60G RM	
AZMA 120G RM		AZMA 36G RM	
AZMA RB12G RM			

90X90 - 36"X36"	45X90 - 18"X36"	30X30 - 12"X12"	45X45 - 18"X18"
AZMA 90G RM		AZMA 49G RM	
AZMA 90G RM		MK.AZMA 30G	
AZMA 90G RM		AZMA 45G	

120X120 - 48"X48"	60X120 - 24"X48"	60X60 - 24"X24"	30X60 - 12"X24"
AZMA 120DG RM		AZMA 12DG RM	
AZMA 120DG RM		AZMA 60DG RM	
AZMA 120DG RM		AZMA 36DG RM	
AZMA RB12DG RM			

90X90 - 36"X36"	45X90 - 18"X36"	30X30 - 12"X12"	45X45 - 18"X18"
AZMA 90DG RM		AZMA 49DG RM	
AZMA 90DG RM		MK.AZMA 30DG	
AZMA 90DG RM		AZMA 45DG	


N



AZMA DK12CG △
60X120 - 24"X48"



AZMA DK12AG △
60X120 - 24"X48"



AZMA DK12G △
60X120 - 24"X48"



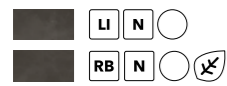
AZMA DK12DG △
60X120 - 24"X48"



AZMA DK12N △
60X120 - 24"X48"



AZMA L2X60 △
2X60 - 0.8"X24"



120X120 - 48"X48"



60X120 - 24"X48"



60X60 - 24"X24"



30X60 - 12"X24"

AZMA 120N RM

AZMA 12N RM

AZMA 60N RM

AZMA 36N RM

AZMA RB12N RM



90X90 - 36"X36"



45X90 - 18"X36"



30X30 - 6"X6"



45X45 - 18"X18"

AZMA 90N RM

AZMA 49N RM

MK.AZMA 30N

AZMA 45N

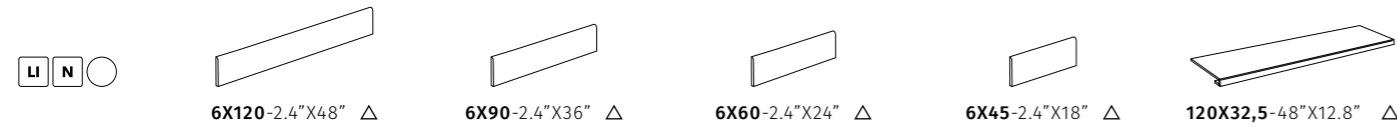


AZUMA

GRES PORCELLANATO A MASSA COLORATA / COLOURED BODY PORCELAIN TILE

ISO 13006 - G - Bla (E ≤ 0,5%) UNI EN 14411 - G

PEZZI SPECIALI / SPECIAL PIECES



	6X120-2.4\"X48\" △	6X90-2.4\"X36\" △	6X60-2.4\"X24\" △	6X45-2.4\"X18\" △	120X32,5-48\"X12.8\" △
CG	AZMA BT120CG	AZMA BT90CG	AZMA BT60CG	AZMA BT45CG	AZMA G120CG
AG	AZMA BT120AG	AZMA BT90AG	AZMA BT60AG	AZMA BT45AG	AZMA G120AG
G	AZMA BT120G	AZMA BT90G	AZMA BT60G	AZMA BT45G	AZMA G120G
DG	AZMA BT120DG	AZMA BT90DG	AZMA BT60DG	AZMA BT45DG	AZMA G120DG
N	AZMA BT120N	AZMA BT90N	AZMA BT60N	AZMA BT45N	AZMA G120N

CARATTERISTICHE TECNICHE SPECIFICHE / TECHNICAL FEATURES SPECIFICATIONS

	DIN 51130 (R)	DIN 51097 (A+B+C)	BCR REP. CEC 6/81		DM 14/6/89 N. 236		PENDULUM TEST BS (INGLESE)	PENDULUM TEST AS/NZS 4856:2004 (AUSTRALIANO)	PENDULUM TEST UNE ENV 12633:2003 (SPAGNOLO)	BOT 3000 (DCOF)
			g.a.	g.b.	c.a.	g.b.				
AZMA	R10	A	>0.4	>0.4	>0.4	>0.4	>36	>35	1	0.60
AZMA RB	R11	A+B	>0.4	>0.4	>0.4	>0.4	>36	>45	3	0.65

CARATTERISTICHE TECNICHE GRES PORCELLANATO

TECHNICAL SPECIFICATIONS PORCELAIN STONEWARE

UNI EN 14411 (ISO 13006) - Bla (appendice G)

CARATTERISTICA SPECIFICATION	METODO DI PROVA TEST METHODS	REQUISITI PREVISTI DALLA NORMA REQUIREMENTS IN ACCORDANCE TO THE STANDARDS	VALORE MEDIO IMOLA IMOLA AVERAGE VALUE
DIMENSIONI E ASPETTO DIMENSIONS AND APPEARANCE	ISO 10545-2	PROSPETTO G.1 PROSPECT G.1	CONFORME COMPLIANT
ASSORBIMENTO D'ACQUA WATER ABSORPTION	ISO 10545-3	≤ 0,5%	≤ 0,1%
RESISTENZA A FLESSIONE FLEXURAL RESISTANCE		min. 35 N/mm ²	> 45 N/mm ²
SFORZO DI ROTTURA MODULUS OF RUPTURE	ISO 10545-4	SPESSORE - THICKNESS ≥ 7,5 mm: min. 700N SPESSORE - THICKNESS < 7,5 mm: min. 1300N	SPESSORE* THICKNESS* 8,5 mm* 2500 N* 12 mm* 5000 N* 14 mm* 6500 N* 20 mm** 11000 N**
RESISTENZA ALL'ABRASIONE PROFONDA DEEP ABRASION RESISTANCE	ISO 10545-6	≤ 175 mm ³	< 140 mm ³
RESISTENZA ALL'ABRASIONE SUPERFICIALE RESISTANCE TO SURFACE ABRASION	ISO 10545-7	CLASSI 0-5 CLASSES 0-5	COME INDICATO IN CATALOGO AS INDICATED IN THE CATALOGUE
COEFFICIENTE DILATAZIONE TERMICA LINEARE (A) LINEAR EXPANSION THERMIC COEFFICIENT	ISO 10545-8	METODO DISPONIBILE AVAILABLE ON REQUEST	≤ 7x10 ⁻⁶ °C ⁻¹
RESISTENZA AGLI SBALZI TERMICI RESISTANCE TO SUDDEN TEMPERATURE CHANGES	ISO 10545-9	METODO DISPONIBILE AVAILABLE ON REQUEST	RESISTE RESISTANT
RESISTENZA AL GELO FROST RESISTANCE	ISO 10545-12	RICHIESTA ALWAYS TESTED	RESISTE RESISTANT
PRODOTTI CHIMICI AD USO DOMESTICO ED ADDITIVI PER PISCINA HOUSEHOLD CHEMICALS AND SWIMMING POOL WATER CLEANSERS		GL min. UB	GL min. UB
ACIDI ED ALCALI A BASSA CONCENTRAZIONE ACIDS AND LOW CONCENTRATION ALKALIS	ISO 10545-13	GL DA LA, LB A LC FROM LA, LB TO LC	GL DA LA, LB A LC FROM LA, LB TO LC
ACIDI ED ALCALI AD ALTA CONCENTRAZIONE ACIDS AND HIGH CONCENTRATION ALKALIS		METODO DISPONIBILE AVAILABLE ON REQUEST	METODO DISPONIBILE AVAILABLE ON REQUEST
RESISTENZA ALLE MACCHIE STAIN RESISTANCE	ISO 10545-14	METODO DISPONIBILE AVAILABLE ON REQUEST	min. 3
STABILITÀ DEI COLORI ALLA LUCE COLOUR STABILITY TO LIGHT	DIN 51094	NON DEVONO PRESENTARE APPREZZABILI VARIAZIONI DI COLORE THEY DO NOT HAVE TO SHOW VISIBLE COLOUR ALTERATION	CONFORME COMPLIANT

*SPESSORI RIFERITI AL FORMATO 20X20 - THICKNESSES REFERRED TO 20X20 SIZE

**SPESSORI RIFERITI AL FORMATO 60X60 - THICKNESSES REFERRED TO 60X60 SIZE

SIMBOLOGIA

SYMBOLES

INDICAZIONI D'USO

INDICATIONS FOR USE



Pavimento
Floor tiles



Rivestimento
Wall tiles

DESTINAZIONI D'USO

SUGGESTED APPLICATIONS



Abitazioni
Domestic purpose



Esterni
Outdoor floor



Commerciale leggero
Tiles for light commercial

STRUTTURA

STRUCTURE



Liscio
Flat



Bocciardato
Bush-hammered rustic

FINITURA

FINISH



Naturale
Natural

ASPETTO SUPERFICIALE

SURFACE LOOK



Opaco
Matt

BORDO

EDGE



Rettificato monocalibro
Monocaliber, rectified

STONALIZZAZIONE

SHADE VARIATION



Prodotto venduto al pezzo.
Product sold per item.

Tutti i nostri prodotti, sia al mq che al pezzo, sono venduti unicamente a scatola completa.
All our products are sold only in complete boxes, whether the unit of measure is per item or per square metre.



imolaceramica.it

**A brand of
Cooperativa Ceramica d'Imola S.c.**

Via V. Veneto, 13
40026 Imola (BO) Italia
Tel. +39 0542 601601
Fax +39 0542 31749