

PIETRA DI FAEDIS
60x60 (24"x24") - 30x60 (12"x24")

percorsi extra

4

COLORI/
COLOURS
COULEURS
FARBE
COLORES

11

FORMATI/
SIZES
FORMATS
FORMATE
FORMATOS

3

SUPERFICI/
FINISHES
FINITIONS
OBERFLÄCHEN
ACABADOS

3

SPESSORI/
THICKNESS
ÉPAISSEUR
STÄRKE
ESPESOR



stone effect | percorsi extra

PIETRA DI COMBE
60x60 (24"x24") - 30x60 (12"x24")



PIETRA DI VALS
60x60 (24"x24")

stone effect | percorsi extra

PIETRA DI BARGE
60x60 (24"x24")




stone effect | percorsi extra

4

COLORI/
COLOURS / COULEURS / FARBE / COLORES

PIETRA DI VALS **V3**



PIETRA DI COMBE **V2**




LEED
COMPLIANT

PIETRA DI BARGE **V3**



PIETRA DI FAEDIS **V3**



LEED
COMPLIANT

11


FORMATI/
SIZES / FORMATS / FORMATE / FORMATOS



▲ 120x240 (48"x96") ➔ K2 20 mm




▲ 120x120 (48"x48") ➔ K2 20 mm




● ■ ▲ 60x120 (24"x48") RT 9 mm
▲ 60x120 (24"x48") ➔ K2 20 mm




▲ 30x120 (12"x48") ➔ K2 20 mm



▲ 45x90 (18"x36") ➔ K2 20 mm



▲ 80x80 (32"x32") RT ➔ K2 20 mm



● ■ ▲ 60x60 (24"x24") RT 9 mm
▲ 60x60 (24"x24") ➔ K2 20 mm
▲ 60x60 (24"x24") ➔ K3 30 mm

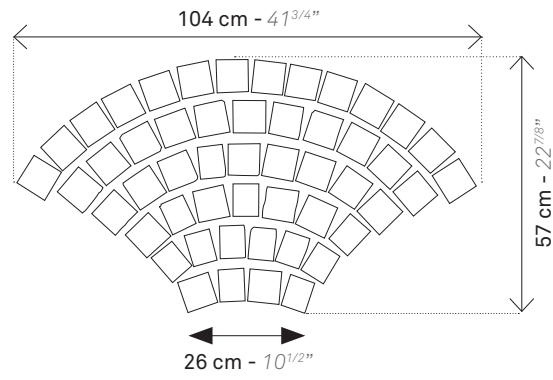


● ■ ▲ 30x60 (12"x24") RT 9 mm

3

DECORI/

DECORS / PIECES SPECIALES / FORMTEILE /
PIEZAS ESPECIALES



CODA DI PAVONE
▲ 104x57 (41^{3/4}"x22^{7/8}") RT 9 mm
(TOZZETTI: 6x7,5 - 21/2"x3" - 7,5x7,5 - 3"x3")



PIETRA DI VALS



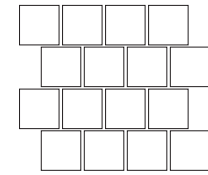
PIETRA DI COMBE



PIETRA DI BARGE



PIETRA DI FAEDIS



MOSAICO BURATTATO
▲ 31x31 (12^{1/2}"x12^{1/2}") RT 9 mm
(TOZZETTO: 7,5x7,5 - 3"x3")



PIETRA DI VALS



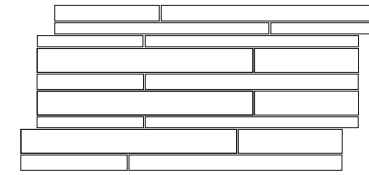
PIETRA DI COMBE



PIETRA DI BARGE



PIETRA DI FAEDIS



MOSAICO MULTISPESSORE
▲ 30x60 (12"x24") RT 9 mm



PIETRA DI VALS



PIETRA DI COMBE



PIETRA DI BARGE



PIETRA DI FAEDIS

Da posare senza stuccatura / To be installed
without grouting / À poser sans mastic / Ohne
Ausfugung zu verlegen / Colocación sin masilla

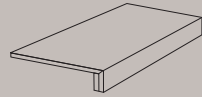
9

PEZZI SPECIALI/

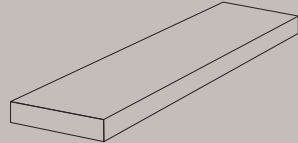
TRIMS / PIECES SPECIALES / FORMTEILE /
PIEZAS ESPECIALES



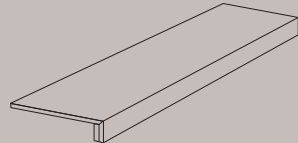
BATTISCOPA
BULLNOSE / PLINTHE / SOCKEL / RODAPIÉ
●▲ 7,2x60 (2,8"x24") RT 9 mm



SCALINO INCOLLATO
GLUED STEP TREAD / NEZ DE MARCHE COLLÉ /
GEKLEBTE STUFENPLATTE / PELDAÑO CON PERFIL PEGADO
●■▲ 33x60 (13"x24") RT 9 mm



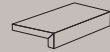
SCALINO ANGOLARE INCOLLATO
GLUED CORNER STEP TREAD / CARREAU DE MARCHE COLLÉ /
PIÈCE ANGULAIRE / GEKLEBTE STUFENPLATTE ECKSTÜCK /
PELDAÑO ESQUINA CON PERFIL PEGADO
●■▲ 33x120 (13"x48") RT 9 mm



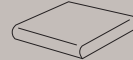
SCALINO INCOLLATO
GLUED STEP TREAD / NEZ DE MARCHE COLLÉ /
GEKLEBTE STUFENPLATTE / PELDAÑO CON PERFIL PEGADO
●■▲ 33x120 (13"x48") RT 9 mm



SCALINO ANGOLARE INCOLLATO
GLUED CORNER STEP TREAD / CARREAU DE MARCHE COLLÉ /
PIÈCE ANGULAIRE / GEKLEBTE STUFENPLATTE ECKSTÜCK /
PELDAÑO ESQUINA CON PERFIL PEGADO
●■▲ 33x33 (13"x13") RT 9 mm



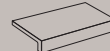
TERMINALE L INCOLLATO
GLUED L TERMINAL / TERMINALE ELLE COLLÉ / L STÜCK
FLIESE GEKLEBT / REMATE EN FORMA DE L PEGADO
●■▲ 30x4x15 (12"x1^{3/4}"x6") RT 9 mm



SCALINO ANGOLARE MONOLITICO
CORNER STEP TREAD TEXTURED / CARREAU DE MARCHE PIECE
ANGULAIRE STRUCTURÉ / STRUKTURIERTE STUFENPLATTE ECKSTÜCK /
PELDAÑO ESQUINA ESTRUCTURADO
▲ 33x33 (13"x13") RT 10 mm



SCALINO MONOLITICO
STEP TREAD TEXTURED / NEZ DE MARCHE STRUCTURÉ /
STRUKTURIERTE STUFENPLATTE / PELDAÑO ESTRUCTURADO
▲ 30x33 (12"x13") RT 10 mm

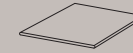


TERMINALE L MONOLITICO
L TERMINAL TEXTURED / TERMINALE ELLE STRUCTURÉ /
STRUKTURIERTE L STÜCK FLIESE / REMATE EN FORMA DE L ESTRUCTURADO
▲ 30x3,8x16,5 (12"x1^{1/2}"x6^{1/2}") Not RT 10 mm

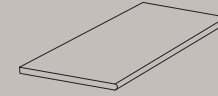
31

PEZZI SPECIALI K₂/

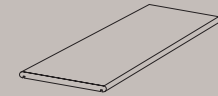
TRIMS K₂ / PIECES SPECIALES K₂ / FORMTEILE K₂ /
PIEZAS ESPECIALES K₂



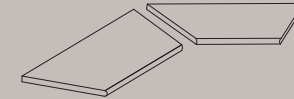
ANGOLARE BORDO TORO
CORNER STEP TREAD / NEZ DE MARCHE ANGULAIRE /
STUFENPLATTE ECKSTÜCK / ANGULAR CANTO ROMO
▲ 40x40 (16"x16") RT 20 mm
▲ 30x30 (12"x12") RT 20 mm



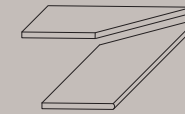
GRADINO BORDO TORO
ROUNDED STEP TREAD / NEZ DE MARCHE ARRONDI /
GERUNDET STUFENPLATTE / PELDAÑO CANTO ROMO
▲ 60x120 (24"x48") RT 20 mm
▲ 30x120 (12"x48") RT 20 mm
▲ 45x90 (18"x36") RT 20 mm
▲ 40x80 (16"x32") RT 20 mm
▲ 30x60 (12"x24") RT 20 mm



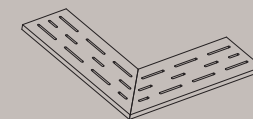
TOP BORDO TORO
TOP STEP TREAD / NEZ DE MARCHE HAUT /
STUFENPLATTE TOP / TOP CANTO ROMO
▲ 30x60 (12"x24") RT 20 mm
▲ 40x80 (16"x32") RT 20 mm



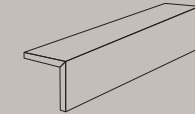
ANGOLARE INTERNO BORDO TORO
INT. CORNER STEP TREAD / ANGLE INT. NEZ DE MARCHE /
INNENECKTRITTSTUFE / ANG. INT. CANTO ROMO
▲ 60x120 (24"x48") RT 20 mm
▲ 30x120 (12"x48") RT 20 mm
▲ 45x90 (18"x36") RT 20 mm
▲ 40x80 (16"x32") RT 20 mm
▲ 30x60 (12"x24") RT 20 mm



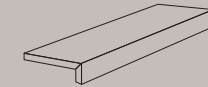
ANGOLARE ESTERNO BORDO TORO
EXT. CORNER STEP TREAD / ANGLE EXT. NEZ DE MARCHE /
AUSSENECKTRITTSTUFE / ANG. EXT. CANTO ROMO
▲ 60x120 (24"x48") RT 20 mm
▲ 30x120 (12"x48") RT 20 mm
▲ 45x90 (18"x36") RT 20 mm
▲ 40x80 (16"x32") RT 20 mm
▲ 30x60 (12"x24") RT 20 mm



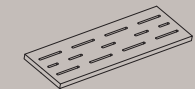
ANGOLARE GRIGLIA
GRID / GRIL / GRILL / ANGULAR REJILLA
▲ 20x80 (8"x32") RT 20 mm
▲ 15x60 (6"x24") RT 20 mm



CORDOLO L
GLUED "L" TERMINAL / TERMINAL "L" COLLÉ /
"L" STÜCK FLIESE GEKLEBT / CANTONERA "L" (PEGADA)
▲ 80x20x20 (32"x8"x8") RT 20 mm
▲ 60x20x15 (24"x8"x6") RT 20 mm



TERMINALE L
GLUED "L" TERMINAL / TERMINAL "L" COLLÉ /
"L" STÜCK FLIESE GEKLEBT / TERMINAL "L" (PEGADO)
▲ 120x45x15 (48"x18"x6") RT 20 mm
▲ 90x45x15 (36"x18"x6") RT 20 mm
▲ 80x33x5 (32"x13"x2") RT 20 mm
▲ 80x20x5 (32"x8"x2") RT 20 mm
▲ 60x20x5 (24"x8"x2") RT 20 mm
▲ 60x33x5 (13"x24"x2") RT 20 mm



GRIGLIA
GRID / GRIL / GRILL / REJILLA
▲ 20x80 (8"x32") RT 20 mm
▲ 15x60 (6"x24") RT 20 mm

FORMATI

FORMATS / FORMATS / FORMATE / FORMATOS

	60x120 24"x48"	60x60 24"x24"	30x60 12"x24"	120x240 (119,5x239)* 48"x96"	120x120 (119,5x119,5)* 48"x48"	60x120 24"x48"	30x120 12"x48"	45x90 18"x36"	80x80 32"x32"	60x60 24"x24"	60x60 24"x24"
working size	596x1195	596x596	297x596	1194x2390	1194x1194	596x1195	297x1195	446x895	795x795	596x596	596x596
	RT	RT	RT	RT	RT	RT	RT	RT	RT	RT	RT
	9 mm	9 mm	9 mm	K2 20 mm	K2 20 mm	K2 20 mm	K2 20 mm	K2 20 mm	K2 20 mm	K2 20 mm	K3 30 mm
P. DI VALS	●■▲	●■▲	●■▲	▲	▲	▲	▲	▲	▲	▲	▲
P. DI BARGE	●■▲	●■▲	●■▲		▲	▲	▲	▲	▲	▲	▲
P. DI FAEDIS	●■▲	●■▲	●■▲					▲		▲	
P. DI COMBE	●■▲	●■▲	●■▲					▲		▲	

*Formato nominale / Nominal size / Format nominal / Nennformat / Formato nominal

● Natural R9 | ■ Structured R10 | ▲ Structured R11

PERCORSI



Made in Italy

Selezioniamo le migliori materie prime e, secondo canoni estetici e funzionali, le trasformiamo in prodotti che interpretano con creatività il gusto italiano. Utilizziamo in uguale misura passione e tecnologia, cura del dettaglio e precisione, chimica e cultura, estetica e attenzione all'ambiente. Per noi Made in Italy è racchiudere tutto questo in ogni singolo prodotto.

Made in Italy

We pick the very best raw materials and we follow aesthetics and functional criteria to turn them into products embodying Italian taste and excellence. We sharply combine passion and technology, creativity and accuracy, science and culture, and environmental friendliness. To all of us, Made in Italy means gathering these features into every single product.

Greenthinking

Recuperiamo il 100% dell'acqua, autoproduciamo il 65% dell'energia, differenziamo il 98% dei rifiuti. Siamo stati i primi del settore ceramico a ottenere la certificazione PEF e tra i primi a guadagnarci l'EPD, la FDES e la HPDC. La maggior parte dei nostri prodotti è compatibile con lo standard LEED - Leadership in Energy and Environmental Design. Questo per noi è Greenthinking: un promessa molto seria, un impegno quotidiano.

Greenthinking

We recycle 100% of our water, produce 65% of our energy, separate 98% of our waste. We were the first company in the ceramic industry to obtain PEF certification and were among the first to earn the EPD, the FDES, and the HPDC certifications. The majority of our products comply with the LEED - Leadership in Energy and Environmental Design - standard. Greenthinking implies a solemn promise, an everyday commitment.

GRES PORCELLANATO
PORCELAIN STONEWARE

PERCORSI

Percorsi Extra

Percorsi Smart

Percorsi Quartz



ISPIRAZIONE/ INSPIRATION

Senza confini

Abbiamo creato una famiglia di tre collezioni ispirate all'eleganza primaria della pietra: Percorsi Extra, Percorsi Smart e Percorsi Quartz. Ricalcano con cura strabiliante diverse rocce naturali e le declinano in decine di toni e formati. Come punto di incontro tra ambienti esterni, domestici o commerciali, le superfici lasciano percepire lo spazio in tutta la sua estensione, in un continuo visivo e fisico senza precedenti.

The origin of extraordinary

We've created a family of three collections inspired by the innate elegance of stone: Percorsi Extra, Percorsi Smart, and Percorsi Quartz. The range has been designed with exceptional attention to detail, offering a surfeit of tones and formats that simulate the natural variations in the tones of rock. The tile's manufacturing techniques and resistant surfaces make it perfect for outdoor, domestic, or commercial areas.



3 COLLEZIONI/ COLLECTIONS

11 COLORI/ COLORS

Gamma Percorsi

Percorsi Extra e Percorsi Quartz, con 4 tinte ciascuna, e la linea Smart, con 3 tonalità, condividono un'estetica tattile ed evoluta la cui intensità cambia secondo la fisionomia di ogni pietra. Le superfici, con struttura R11, R10 o con finitura R9 naturale, sono resistenti e ingelive. Percorsi è una risorsa preziosa, ricca di spunti progettuali: conta 11 colori per 15 formati, alcuni disponibili in spessore K2 (20mm) e K3 (30mm), ideali per outdoor senza tempo. I grandi formati raggiungono i 120x240 cm, i più piccoli i 15x30 o i 20x60. Per varietà e coesione, la linea abbraccia tutte le esigenze architettoniche dei nostri tempi.

Percorsi range

The Percorsi Extra and Percorsi Quartz collections, with 4 colors each, and the Smart line, with its 3 shades, have a tactile and warm aesthetic which varies in intensity according to the features of each stone. The R11 and R10 manufacture techniques, as well as the natural R9 finish, make the surfaces resistant and frostproof. Percorsi inspires a huge variety of design ideas: it has 11 colors and 15 sizes. Some formats are available in K2 (20mm) and K3 (30mm) thickness - ideal for timeless outdoor spaces. The largest available reach 120x240cm, the smallest 15x30 or 20x60cm. By its variety and cohesion, the line embraces every architectural need in our times.

COLORI E FORMATI

COLORS AND SIZES

9 mm

60x120 24"x48"

PERCORSI EXTRA →

Pietra di Vals Pietra di Barge Pietra di Faedis Pietra di Combe

60x60 24"x24"

PERCORSI EXTRA →

PERCORSI QUARTZ →

PERCORSI SMART →

P. di Vals P. di Barge P. di Faedis P. di Combe White Sand Black Grey P. di Bagnolo P. di Lavis P. di Bressa

40x60 18"x24"

PERCORSI EXTRA →

PERCORSI QUARTZ →

PERCORSI SMART →

P. di Vals P. di Barge P. di Faedis P. di Combe White Sand Black Grey P. di Bagnolo P. di Lavis P. di Bressa

30x60 12"x24"

PERCORSI EXTRA →

PERCORSI QUARTZ →

PERCORSI SMART →

P. di Vals P. di Barge P. di Faedis P. di Combe White Sand Black Grey P. di Bagnolo P. di Lavis P. di Bressa

20x60 8"x24"

PERCORSI EXTRA →

PERCORSI QUARTZ →

PERCORSI SMART →

P. di Vals P. di Barge P. di Faedis P. di Combe White Sand Black Grey P. di Bagnolo P. di Lavis P. di Bressa

30x30 12"x12"

PERCORSI EXTRA →

Pietra di Vals Pietra di Barge Pietra di Faedis Pietra di Combe

15x30 6"x12"

PERCORSI SMART →

Pietra di Bagnolo Pietra di Lavis Pietra di Bressa

K2 20mm - K3 30 mm

120x240 48"x96"

PERCORSI EXTRA

PERCORSI SMART →

P. EXTRA

P. SMART →

Pietra di Vals Pietra di Bagnolo Pietra di Lavis Pietra di Bressa Pietra di Vals Pietra di Bagnolo Pietra di Lavis Pietra di Bressa

120x120 48"x48"

PERCORSI EXTRA →

PERCORSI SMART →

P. SMART →

Pietra di Vals Pietra di Barge Pietra di Bagnolo Pietra di Lavis Pietra di Bressa Pietra di Vals Pietra di Barge

60x120 24"x48"

PERCORSI EXTRA →

PERCORSI SMART →

45x90 18"x36"

PERCORSI EXTRA →

PERCORSI SMART →

Pietra di Vals Pietra di Barge Pietra di Vals Pietra di Faedis Pietra di Combe Pietra di Barge Pietra di Bagnolo Pietra di Lavis Pietra di Bressa

60x60 24"x24"

PERCORSI EXTRA →

PERCORSI QUARTZ →

PERCORSI SMART →

P. di Vals P. di Faedis P. di Combe P. di Barge White Black P. di Bagnolo P. di Lavis P. di Bressa

60x60 K3 30 mm 24"x24"

PERCORSI EXTRA →

PERCORSI SMART →

P. di Vals P. di Barge P. di Bagnolo P. di Lavis P. di Bressa

K2 20 mm | K3 30 mm

INTERNO-ESTERNO IN CONTINUITÀ

INTERIOR-EXTERIOR CONTINUITY / CONTINUITÉ EXTERIEUR-INTERIEUR / AUBEN UND INNEN IN KONTINUITÄT /
SUPERFICIES CONTINUAS EXTERNOS-INTERNOS



IT_

Abbiamo creato superfici con spessori fino a 30 mm per l'esterno, in abbinamento esatto a quelle realizzate per l'interno: è così che rilanciamo spazi in cui la soglia tra indoor e outdoor è solo una scelta di progetto. Per dare nuovo respiro alle strutture, questi strumenti innovativi liberano architetti e progettisti da vincoli estetici e promuovono l'integrità visiva e fisica degli ambienti.


EN_

We have created outdoor surfaces with thicknesses up to 30 mm, exactly like those for indoor use. In this way, we relaunch spaces in which the divide between indoors and out is simply a design choice. Giving structures wider scope, these innovative tools free architects and designers from aesthetic constraints and promote the visual and physical integrity of spaces.

NUOVE DIMENSIONI

NEW DIMENSIONS K2 20MM - K3 30 MM

**120x120 K2/ 30x240 K2/
120x240 K2 e 60x60 K3**



IT_

Gli spessori per esterni, uniti alle tecniche di styling più avanzate, rendono le superfici K2 (20 mm) e K3 (30 mm) corpose, resistenti a tutto, inalterabili nel tempo, adeguate a ogni condizione climatica. Per moltiplicare la libertà di architetti, designer e progettisti, il progetto K2 si arricchisce di formati Plus, con elementi in gres porcellanato fino a 120x240 cm.

EN_

The outdoor thicknesses, combined with the most advanced styling techniques, ensure that K2 (20 mm) and K3 (30 mm) surfaces are substantial, fully resistant, unchanging over time and suitable for use in any climatic conditions. To further increase the freedom of architects, designers and landscape designers, the K2 project is enriched with Plus sizes, with porcelain stoneware elements up to 120x240 cm in size.

percorsi extra



PIETRA DI VALS
120x120 (48"x48") K2 20 mm



percorsi extra pietra di vals



percorsi extra pietra di vals

PIETRA DI VALS
60x60 (24"x24")

PIETRA DI VALS
60x60 (24"x24") - 30x60 (12"x24") - 20x60 (8"x24")



PIETRA DI COMBE
60x60 (24"x24") - 40x60 (16"x24") -
30x60 (12"x24") - 20x60 (8"x24")

PIETRA DI COMBE
60x60 (24"x24") - 40x60 (16"x24") -
30x60 (12"x24") - 30x30 (12"x12")



percorsi extra pietra di combe



PIETRA DI BARGE
30x60 (12"x24") K2 20 mm
ELEMENTO L
30x15x4 (12"x6x1^{3/4}") K2 20 mm
ANG. INT. BORDO TORO
30x60 (12"x24") K2 20 mm

percorsi extra pietra di barge



Project: Museo Egizio Torino
Architect: Studio ISOLARCHITETTI
Photos: Busani Luciano



Project: Museo Egizio Torino
Architect: Studio ISOLARCHITETTI
Photos: Busani Luciano

PIETRA DI BARGE
60x60 (24"x24")

PIETRA DI BARGE
60x60 (24"x24")

pietra di barge percorsi extra

PIETRA DI FAEDIS
60x60 (24"x24") - 40x60 (16"x24") -
30x60 (12"x24") - 20x60 (8"x24") - 30x30 (12"x12")



percorsi extra pietra di faedis

PIETRA DI FAEDIS
60x60 (24"x24") - 40x60 (16"x24") -
30x60 (12"x24") - 20x60 (8"x24")



Project: Ristorante "La Maison du Gourmet"
Architect: Scalfone Antonio, Scalfone Rosario
Photos: Pietro Gerboni

PIETRA DI FAEDIS
60x60 (24"x24") - 40x60 (16"x24") -
30x60 (12"x24") - 20x60 (8"x24")



Project: Ristorante "La Maison du Gourmet"
Architect: Scalfone Antonio, Scalfone Rosario
Photos: Pietro Gerboni

V2 - V3

STONALIZZAZIONE/
SHADING

PIETRA DI VALS **V3**



PIETRA DI COMBE **V2**



PIETRA DI BARGE **V3**



PIETRA DI FAEDIS **V3**



percorsi extra | specs & tech

4 COLORI/ COLORS

PIETRA DI VALS




PIETRA DI COMBE



PIETRA DI BARGE



PIETRA DI FAEDIS



14 FORMATI/ SIZES




▲ 120x240 (48"x96") ➡ K2 20 mm



▲ 30x240 (12"x96") ➡ K2 20 mm




▲ 120x120 (48"x48") ➡ K2 20 mm




● ■ ▲ 60x120 (24"x48") RT 9 mm
▲ 60x120 (24"x48") ➡ K2 20 mm




▲ 30x120 (12"x48") ➡ K2 20 mm



▲ 45x90 (18"x36") ➡ K2 20 mm



● ■ ▲ 60x60 (24"x24") RT 9 mm
▲ 60x60 (24"x24") ➡ K2 20 mm
▲ 60x60 (24"x24") ➡ K3 30 mm



● ▲ 40x60 (16"x24") RT 9 mm



● ■ ▲ 30x60 (12"x24") RT 9 mm



● ▲ 20x60 (8"x24") RT 9 mm

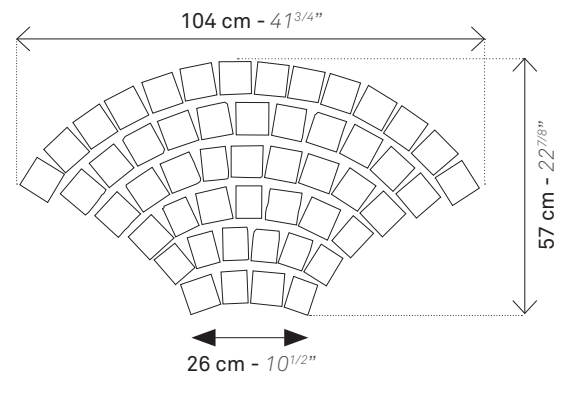


● ▲ 30x30 (12"x12") RT 9 mm

● Natural R9 | ■ Structured R10 | ▲ Structured R11

2

DECORI/
DECORS



CODA DI PAVONE
▲ 104x57 (41^{3/4} x 22^{7/8}) RT 9 mm
(TOZZETTI: 6x7,5 - 21/2"x3" - 7,5x7,5 - 3"x3")



PIETRA DI VALS



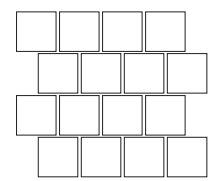
PIETRA DI COMBE



PIETRA DI BARGE



PIETRA DI FAEDIS



MOSAICO BURATTATO
▲ 31x31 (12^{1/2} x 12^{1/2}) RT 9 mm
(TOZZETTO: 7,5x7,5 - 3"x3")



PIETRA DI VALS



PIETRA DI COMBE



PIETRA DI BARGE



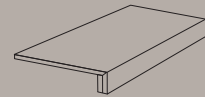
PIETRA DI FAEDIS

9

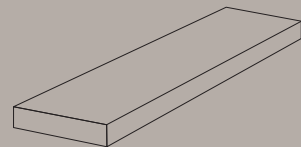
PEZZI SPECIALI/ TRIMS



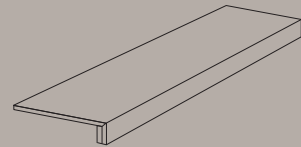
BATTISCOPA
●■▲ 7,2x60 (2,8"x24") RT 9 mm



SCALINO CON PROFILO INCOLLATO
●■▲ 33x60 (13"x24") RT 9 mm



ANGOLARE INCOLLATO
●■▲ 33x120 (13"x48") RT 9 mm



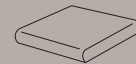
SCALINO INCOLLATO
●■▲ 33x120 (13"x48") RT 9 mm



SCALINO ANGOLARE CON PROFILO INCOLLATO
●■▲ 33x33 (13"x13") RT 9 mm



TERMINALE L INCOLLATO
●■▲ 30x4x15 (12"x1 3/4"x6") RT 9 mm



SCALINO ANGOLARE MONOLITICO
▲ 33x33 (13"x13") RT 10 mm



SCALINO MONOLITICO
▲ 30x33 (12"x13") RT 10 mm



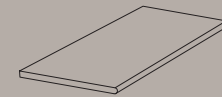
TERMINALE L MONOLITICO
▲ 30x3,8x16,5 (12"x1 1/2"x6 1/2") N.RT 10 mm

21

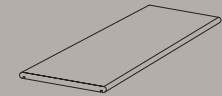
PEZZI SPECIALI K₂/ TRIMS K₂



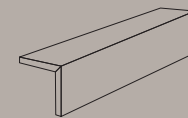
ANGOLARE BORDO CON TORO
▲ 30x30 (12"x12") RT 20 mm



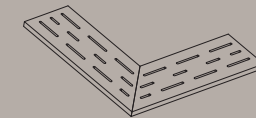
GRADINO BORDO CON TORO
▲ 60x120 (24"x48") RT 20 mm
▲ 30x120 (12"x48") RT 20 mm
▲ 45x90 (18"x36") RT 20 mm
▲ 30x60 (12"x24") RT 20 mm



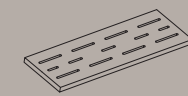
TOP BORDO TORO
▲ 30x60 (12"x24") RT 20 mm



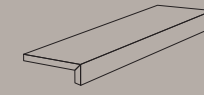
CORDOLO L
▲ 60x20x15 (24"x8"x6") RT 20 mm



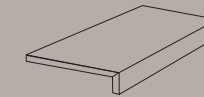
ANGOLARE GRIGLIA
▲ 15x60 (6"x24") RT 20 mm



GRIGLIA
▲ 15x60 (6"x24") RT 20 mm



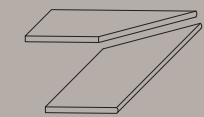
TERMINALE L
▲ 120x45x15 (48"x18"x6") RT 20 mm
▲ 90x45x15 (36"x18"x6") RT 20 mm
▲ 60x20x5 (24"x8"x2") RT 20 mm



SCALINO INCOLLATO
▲ 33x60x5 (13"x24"x2") RT 20 mm



GRADINO ANGOLO INTERNO BORDO CON TORO
▲ 60x120 (24"x48") RT 20 mm
▲ 30x120 (12"x48") RT 20 mm
▲ 45x90 (18"x36") RT 20 mm
▲ 30x60 (12"x24") RT 20 mm



GRADINO ANGOLO ESTERNO BORDO CON TORO
▲ 60x120 (24"x48") RT 20 mm
▲ 30x120 (12"x48") RT 20 mm
▲ 45x90 (18"x36") RT 20 mm
▲ 30x60 (12"x24") RT 20 mm

FORMATI

	60x120 24"x48"	60x60 24"x24"	40x60 16"x24"	30x60 12"x24"	20x60 8"x24"	30x30 12"x12"	120x240 (119,5x239)* 48"x96"	30x240 (30x239)* 12"x96"	120x120 (119,5x119,5)* 48"x48"	60x120 24"x48"	30x120 12"x48"	45x90 18"x36"	60x60 24"x24"	60x60 24"x24"
working size	596x1195	596x596	396x596	297x596	197x596	297x297	1194x2390	297x2390	1194x1194	596x1195	297x1195	446x895	596x596	596x596
	RT	RT	RT	RT	RT	RT	RT	RT	RT	RT	RT	RT	RT	RT
	9 mm	9 mm	9 mm	9 mm	9 mm	9 mm	K2 20 mm	K2 20 mm	K2 20 mm	K2 20 mm	K2 20 mm	K2 20 mm	K2 20 mm	K3 30 mm
PIETRA DI VALS	●■▲	●■▲	●▲	●■▲	●▲	●▲	▲	▲	▲	▲	▲	▲	▲	▲
PIETRA DI COMBE	●■▲	●■▲	●▲	●■▲	●▲	●▲						▲	▲	
PIETRA DI BARGE	●■▲	●■▲	●▲	●■▲	●▲	●▲			▲	▲	▲	▲	▲	▲
PIETRA DI FAEDIS	●■▲	●■▲	●▲	●■▲	●▲	●▲						▲	▲	

*Formato nominale / Nominal size

● Natural R9 | ■ Structured R10 | ▲ Structured R11

percorsi smart



PIETRA DI BRESSA
120x120 (48"x48") K2 20 mm
IKON BEIGE
120x120 (48"x48") - 60x120 (24"x48")



percorsi smart pietra di bressa



PIETRA DI BRESSA
40x60 (16"x24") - 30x60 (12"x24") - 20x60 (8"x24")



PIETRA DI BRESSA
40x60 (16"x24") - 30x60 (12"x24") - 20x60 (8"x24")

percorsi smart pietra di bressa



PIETRA DI LAVIS
120x120 (48"x48") K2 20 mm



PIETRA DI LAVIS
60x60 (24"x24") - 30x60 (12"x24")



PIETRA DI LAVIS
60x60 (24"x24") - 30x60 (12"x24")



PIETRA DI BAGNOLO
120x120 (48"x48") K2 20 mm

percorsi smart pietra di bagnolo

PIETRA DI BAGNOLO
30x60 (12"x24")



Project: QC Terme Val di Fassa
Photos: Busani Luciano



Project: QC Terme Val di Fassa
Photos: Busani Luciano

PIETRA DI BAGNOLO
30x60 (12"x24")

percorsi smart pietra di bagnolo

V2 - V3 - V4

STONALIZZAZIONE/
SHADING

PIETRA DI BRESSA **V3**



PIETRA DI LAVIS **V4**



PIETRA DI BAGNOLO **V2**



3 COLORI/ COLOURS

PIETRA DI BRESSA



PIETRA DI LAVIS



PIETRA DI BAGNOLO




11 FORMATI/ SIZES




▲ 120x240 (48"x96") RT ≡ K2 20 mm




▲ 30x240 (12"x96") RT ≡ K2 20 mm




▲ 120x120 (48"x48") RT ≡ K2 20 mm




▲ 45x90 (18"x36") RT ≡ K2 20 mm



●▲ 60x60 (24"x24") RT 9 mm
▲ 60x60 (24"x24") RT ≡ K2 20 mm
▲ 60x60 (24"x24") RT ≡ K3 30 mm



●▲ 40x60 (16"x24") RT 9 mm



●▲ 30x60 (12"x24") RT 9mm



●▲ 20x60 (8"x24") RT 9 mm

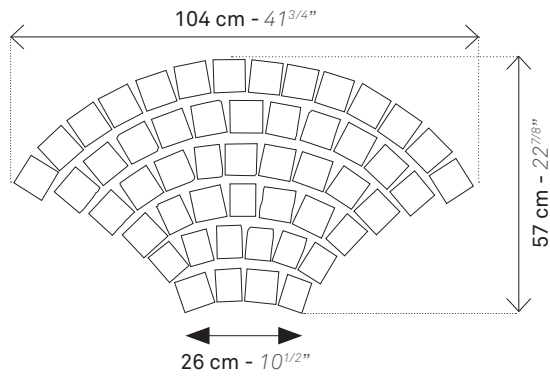


▲ 15x30 (6"x12") N.RT 9 mm

● Natural R9 | ▲ Structured R11

1

DECORO/
DECOR



CODA DI PAVONE
▲ 104x57 (41^{3/4} x 22^{7/8}) RT 9 mm
(TOZZETTI: 6x7,5 - 21/2"x3" - 7,5x7,5 - 3"x3")



PIETRA DI BRESSA



PIETRA DI LAVIS



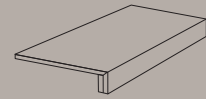
PIETRA DI BAGNOLO

5

PEZZI SPECIALI/
TRIMS



BATTISCOPA
●▲ 7,2x60 (2,8"x24") RT 9 mm



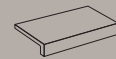
SCALINO CON PROFILO INCOLLATO
●▲ 33x60 (13"x24") RT 9 mm



SCALINO ANGOLARE CON PROFILO INCOLLATO
●▲ 33x33 (13"x13") RT 9 mm



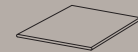
TERMINALE L INCOLLATO
●▲ 30x4x15 (12"x1^{3/4}"x6") RT 9 mm



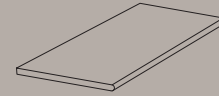
TERMINALE L MONOLITICO
●▲ 30x3,8x16,5 (12"x1^{1/2}"x6^{1/2}) N.RT 10mm

15

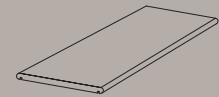
PEZZI SPECIALI K₂/
TRIMS K₂



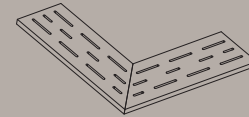
ANGOLARE BORDO CON TORO
▲ 30x30 (12"x12") RT 20 mm



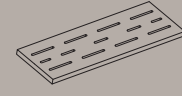
GRADINO BORDO CON TORO
▲ 45x90 (18"x36") RT 20 mm
▲ 30x60 (12"x24") RT 20 mm



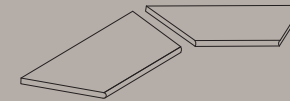
TOP BORDO TORO
▲ 30x60 (12"x24") RT 20 mm



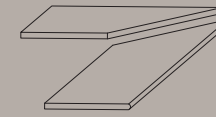
ANGOLARE GRIGLIA
▲ 15x60 (6"x24") RT 20 mm



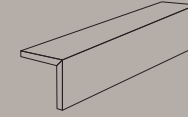
GRIGLIA
▲ 15x60 (6"x24") RT 20 mm



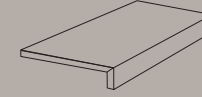
GRADINO ANGOLO INTERNO BORDO CON TORO
▲ 45x90 (18"x36") RT 20 mm
▲ 30x60 (12"x24") RT 20 mm



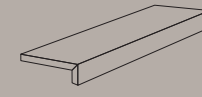
GRADINO ANGOLO ESTERNO BORDO CON TORO
▲ 45x90 (18"x36") RT 20 mm
▲ 30x60 (12"x24") RT 20 mm



CORDOLO L
▲ 60x20x15 (24"x8"x6") RT 20 mm



SCALINO INCOLLATO
▲ 33x60x5 (13"x24"x2") RT 20 mm



TERMINALE L
▲ 120x45x15 (48"x18"x6") RT 20 mm
▲ 90x45x15 (36"x18"x6") RT 20 mm
▲ 60x20x5 (24"x8"x2") RT 20 mm

FORMATI / SIZES

	60x60 24"x24"	40x60 16"x24"	30x60 12"x24"	20x60 8"x24"	15x30 6"x12"	120x240 (119,5x239)* 48"x96"	30x240 (30x239)* 12"x96"	120x120 (119,5x119,5)* 48"x48"	45x90 18"x36"	60x60 24"x24"	60x60 24"x24"
working size	596x596	396x596	297x596	197x596		1194x2390	297x2390	1194x1194	446x895	596x596	596x596
	RT	RT	RT	RT	N.RT	RT	RT	RT	RT	RT	RT
	9 mm	9 mm	9 mm	9 mm	9 mm	K2 20 mm	K2 20 mm	K2 20 mm	K2 20 mm	K2 20 mm	K3 30 mm
PIETRA DI BRESSA	●▲	●▲	●▲	●▲	▲	▲	▲	▲	▲	▲	▲
PIETRA DI LAVIS	●▲	●▲	●▲	●▲	▲	▲	▲	▲	▲	▲	▲
PIETRA DI BAGNOLO	●▲	●▲	●▲	●▲	▲	▲	▲	▲	▲	▲	▲

*Formato nominale / Nominal size

● Natural R9 | ▲ Structured R11

percorsi quartz





BLACK
30x60 (12"x24")

percorsi quartz black



BLACK
60x60 (24"x24") - 30x60 (12"x24")

BLACK
60x60 (24"x24") - 30x60 (12"x24")

SAND
30x60 (12"x24") - 20x60 (8"x24")



percorsi quartz sand



SAND
60x60 (24"x24") - 40x60 (16"x24") -
30x60 (12"x24") - 20x60 (8"x24")



SAND
60x60 (24"x24") - 40x60 (16"x24") -
30x60 (12"x24") - 20x60 (8"x24")

GREY
30x60 (12"x24")



percorsi quartz grey



WHITE
30x60 (12"x24")




WHITE
30x60 (12"x24")

V2

STONALIZZAZIONE/
SHADING

BLACK V2



SAND V2



GREY V2



WHITE V2



4 COLORI/ COLORS

PERCORSI QUARTZ BLACK



PERCORSI QUARTZ SAND




PERCORSI QUARTZ GREY




PERCORSI QUARTZ WHITE



5 FORMATI/ SIZES



- ▲ 60x60 (24"x24") RT 9 mm
- ▲ 60x60 (24"x24") RT ➡ K2 20 mm



- ▲ 40x60 (16"x24") RT 9 mm

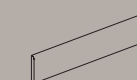


- ▲ 30x60 (12"x24") RT 9 mm

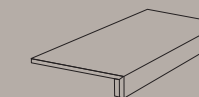


- ▲ 20x60 (8"x24") RT 9 mm

7 PEZZI SPECIALI/ TRIMS



- ▲ BATTISCOPIA
7,2x60 (2,8"x24") RT 9 mm



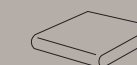
- ▲ SCALINO CON PROFILO INCOLLATO
33x60 (13"x24") RT 9 mm



- ▲ SCALINO MONOLITICO
30x33 (12"x13") RT 10 mm



- ▲ SCALINO ANGOLARE CON PROFILO INCOLLATO
33x33 (13"x13") RT 9 mm



- ▲ SCALINO ANGOLARE MONOLITICO
33x33 (13"x13") RT 10 mm



- ▲ TERMINALE L INCOLLATO
30x4x15 (12"x13/4"x6") RT 9 mm

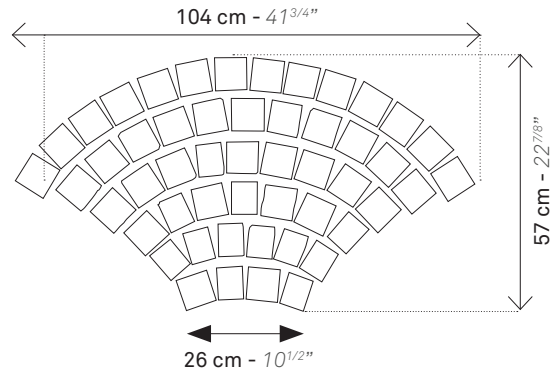


- ▲ TERMINALE L MONOLITICO
30x3,8x16,5 (12"x11/2"x61/2") N.RT 10 mm


● Natural R9 | ▲ Structured R11

2

DECORI/ DECORS



CODA DI PAVONE
▲ 104x57 (41^{3/4}"x22^{7/8}") RT 9 mm
(TOZZETTI: 6x7,5 - 21/2"x3" - 7,5x7,5 - 3"x3")



PERCORSI QUARTZ BLACK



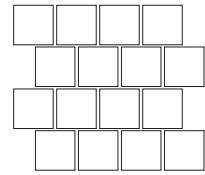
PERCORSI QUARTZ SAND



PERCORSI QUARTZ GREY



PERCORSI QUARTZ WHITE



MOSAICO BURATTATO
▲ 31x31 (12^{1/2}"x12^{1/2}") RT 9 mm
(TOZZETTO: 7,5x7,5 - 3"x3")



PERCORSI QUARTZ BLACK



PERCORSI QUARTZ SAND



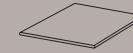
PERCORSI QUARTZ GREY



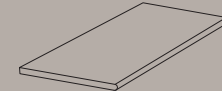
PERCORSI QUARTZ WHITE

10

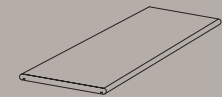
PEZZI SPECIALI K₂/ TRIMS K₂



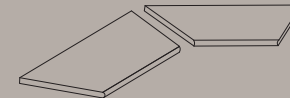
ANGOLARE BORDO CON TORO
▲ 30x30 (12"x12") RT 20 mm



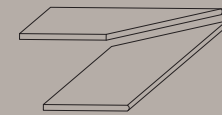
GRADINO BORDO CON TORO
▲ 30x60 (12"x24") RT 20 mm



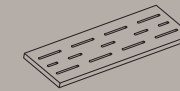
TOP BORDO TORO
▲ 30x60 (12"x24") RT 20 mm



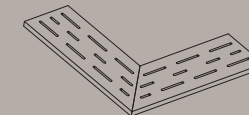
GRADINO ANGOLO INTERNO BORDO CON TORO
▲ 30x60 (12"x24") RT 20 mm



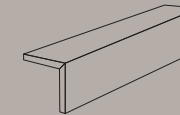
GRADINO ANGOLO ESTERNO BORDO CON TORO
▲ 30x60 (12"x24") RT 20 mm



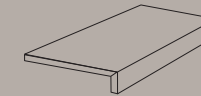
GRIGLIA
▲ 15x60 (6"x24") RT 20 mm



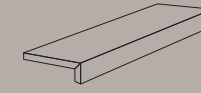
ANGOLARE GRIGLIA
▲ 15x60 (6"x24") RT 20 mm



CORDOLO L
▲ 60x20x15 (24"x8"x6") RT 20 mm



SCALINO INCOLLATO
▲ 33x60x5 (13"x24"x2") RT 20 mm



TERMINALE L
▲ 60x20x5 (24"x8"x2") RT 20 mm

FORMATI / SIZES

	60x60 24"x24"	40x60 16"x24"	30x60 12"x24"	20x60 8"x24"	60x60 24"x24"
working size	596x596	396x596	297x596	197x596	596x596
	RT	RT	RT	RT	RT
	9 mm	9 mm	9 mm	9 mm	K ₂ 20 mm
PERCORSI QUARTZ BLACK	●▲	●▲	●▲	●▲	▲
PERCORSI QUARTZ SAND	●▲	●▲	●▲	●▲	
PERCORSI QUARTZ GREY	●▲	●▲	●▲	●▲	
PERCORSI QUARTZ WHITE	●▲	●▲	●▲	●▲	▲

● Natural R9 | ▲ Structured R11

PERCORSI

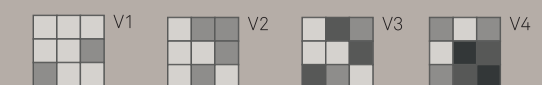
SPECIFICHE TECNICHE/ TECHNICAL FEATURES

GRES PORCELLANATO TUTTA MASSA UGL
FULL-BODY PORCELAIN UGL

SPESSORI *THICKNESSES*

9 mm (60x120 - 60x60 - 40x60 - 30x60 - 20x60 - 30x30 - 15x30)
20 mm (120x240 - 30x240 - 120x120 - 60x120 - 30x120 - 45x90 - 60x60)
30 mm (60x60)

STONALIZZAZIONE *SHADING*



CLASSIFICAZIONE ANTISDRUCCIOLO *ASSESSMENT OF SLIP RESISTANCE*

DIN 51130 R9 - R10 - R11
DIN 51097 A - A+B - A+B+C
COF Conforme/ *Compliant*
DCOF Conforme/ *Compliant*
PENDULUM + 36 PTV 96 P. EXTRA 60x120 - 60x60 - 30x60

GRES PORCELLANATO / PORCELAIN STONEWARE



INATTACCABILE DA ACIDI /
NOT ATTACKED BY ACIDS



FACILMENTE PULIBILE /
EASY TO CLEAN



ANTISDRUCCIOLO /
ANTI-SLIP

*per ambienti bagnati e outdoor /
for outdoor and wet environments*



NON REAGISCE AL FUOCO /
DOES NOT REACT TO FIRE

*non emette fumi in caso di incendio /
does not release fumes in case of fire*



RESISTENTE A GELO E SHOCK TERMICI /
RESISTANT TO FROST AND SUDDEN THERMAL CHANGES



RESISTENTE A SFORZI ED ABRASIONI /
RESISTANT TO STRESSES AND ABRASION

*500 Kg/cm² di pressatura meccanica e cottura a 1.250°C /
500 kg/cm² of mechanical pressing and firing at 1250°C*



STABILE CROMATICAMENTE /
CHROMATICALLY FAST

*inalterabile da agenti atmosferici e smog /
unchanged by weather agents and smog*



ASSORBIMENTO H₂O NULLO /
NULL H₂O ABSORPTION

GREENTHINKING / GREENTHINKING



100% ACQUE REFLUE RECUPERATE /
100% RECOVERED WASTE WATER



**98% RIFIUTI AVVIATI A
RACCOLTA DIFFERENZIATA /**
98% WASTE SENT TO SEPARATE COLLECTION



100% PALLET FAO /
100% FAO PALLETS




100% SCARTI CRUDI RECUPERATI /
100% RECOVERED RAW SCRAPS




**ENERGIA AUTO-PRODOTTA DA
FOTOVOLTAICO /**
ENERGY SELF-PRODUCED BY PV PLANT




*** + 5.000.000 L = 3.000.000** 
**ACQUE DI PROCESSO DA ALTRI
STABILIMENTI /**
PROCESS WATER FROM OTHER FACTORIES



*** 18.408 t = 570** 

**MATERIE PRIME NON ESTRATTE
GRAZIE AL RECUPERO DI SCARTI /**
*NON-EXTRACTED RAW MATERIALS THANKS TO THE
RECOVERY OF SCRAPS*



*** + 24.000 MWh/year = 185.000** 
**84% ENERGIA AUTO PRODOTTA DA IMPIANTI
DI COGENERAZIONE /**
84% ENERGY SELF-PRODUCED BY COGENERATION PLANTS

POSA DI K2 20MM

INSTALLATION OF K2 20MM TILES



IT_

Le lastre K2 possono essere posate a secco direttamente su sabbia, ghiaia o fondi erbosi consentendo di ottenere un pavimento immediatamente calpestabile senza la necessità di un massetto e senza l'uso di malte e colle.

Lo spessore di 2 cm di K2 abbinato alla posa a colla tradizionale permette di realizzare superfici estremamente resistenti capaci di sostenere senza problemi il passaggio e la sosta di autoveicoli.

Inoltre le lastre di K2 si integrano perfettamente con evoluti sistemi di supporti che permettono di creare pavimentazioni sopraelevate capaci di risolvere efficacemente situazioni di planarità e di alloggiare impianti elettrici e idrici.

1- POSA A SECCO IN APPOGGIO

Erba - Ghiaia - Sabbia

2- POSA SU MASSETTO CON COLLA

3- POSA SOPRAELEVATA CON SUPPORTO

EN_

K2 slabs can be laid dry, straight onto sand, gravel and grassy surfaces, making them instantly usable, without the need for a substrate or the use of mortars and adhesives.

The 2 cm thickness of K2 tiles, together with the conventional adhesive laying method, allows users to create sturdy tiling which can withstand the weight of traffic of all kinds, as well as parked cars. K2 tiles also fit perfectly with advanced support systems used to create raised flooring, which can overcome flatness problems and provide room for housing plumbing and electrical facilities.

1- DRY LAYING

Grassy ground - Gravel - Sand

2- LAYING ON SCREED WITH ADHESIVE

3- RAISED LAYING WITH SUPPORT

COLLEZIONI COLLECTION	60x120 24"x48"	60x60 24"x24"	40x60 18"x24"	30x60 18"x24"	20x60 18"x24"	30x30 12"x12"	15x30 6"x12"
working size	197x1195	596x596	396x596	297x596	197x596	297x297	
	RT	RT	RT	RT	RT	RT	Not RT
	9 mm	9 mm	9 mm	9 mm	9 mm	9 mm	9 mm
PERCORSI EXTRA	PIETRA DI VALS	●■▲	●■▲	●▲	●■▲	●▲	●▲
	PIETRA DI BARGE	●■▲	●■▲	●▲	●■▲	●▲	●▲
	PIETRA DI FAEDIS	●■▲	●■▲	●▲	●■▲	●▲	●▲
	PIETRA DI COMBE	●■▲	●■▲	●▲	●■▲	●▲	●▲
PERCORSI QUARTZ	P. QUARTZ WHITE		●▲	●▲	●▲	●▲	
	P. QUARTZ SAND		●▲	●▲	●▲	●▲	
	P. QUARTZ BLACK		●▲	●▲	●▲	●▲	
	P. QUARTZ GREY		●▲	●▲	●▲	●▲	
PERCORSI SMART	PIETRA DI BRESSA		●▲	●▲	●▲	●▲	▲
	PIETRA DI BAGNOLO		●▲	●▲	●▲	●▲	▲
	PIETRA DI LAVIS		●▲	●▲	●▲	●▲	▲

● Natural R9 | ■ Structured R10 | ▲ Structured R11

COLLEZIONI COLLECTION	120x240 (119,5x239)* 48"x110"	30x240 (30x239)* 48"x48"	120x120 (30x239)* 24"x48"	60x120 24"x48"	30x120 12"x48"	45x90 12"x24"	60x60 24"x24"	60x60 24"x24"
working size	1194x2778	1194x1194	596x1195	197x1195	297x1195	446x895	596x596	596x596
	RT	RT	RT	RT	RT	RT	RT	RT
	K2 20 mm	K2 20 mm	K2 20 mm	K2 20 mm	K2 20 mm	K2 20 mm	K2 20 mm	K3 30 mm
PERCORSI EXTRA	PIETRA DI VALS	▲	▲	▲	▲	▲	▲	▲
	PIETRA DI BARGE		▲	▲	▲	▲	▲	▲
	PIETRA DI FAEDIS					▲	▲	
	PIETRA DI COMBE					▲	▲	
PERCORSI QUARTZ	P. QUARTZ WHITE						▲	
	P. QUARTZ SAND							
	P. QUARTZ BLACK						▲	
	P. QUARTZ GREY							
PERCORSI SMART	PIETRA DI BRESSA	▲	▲	▲		▲	▲	▲
	PIETRA DI BAGNOLO	▲	▲	▲		▲	▲	▲
	PIETRA DI LAVIS	▲	▲	▲		▲	▲	▲

*Formato nominale / Nominal size

▲ Structured R11

COLLEZIONI COLLECTIONS	FORMATO SIZE	SPESSORE THICKNESS	PZ/SCATOLA PIECES	MQ/SCATOLA SQ. MT.	KG/SCATOLA KG/BOX	MQ/PALLET SQM/PALLET	KG/PALLET KG/PALLET	SCATOLA/PALLET BOX/PALLET
PERCORSI EXTRA	60x120	9 mm	2	1,44	≈ 32,53	50,40	≈ 1.151,55	35
	60x60	9 mm	3	1,08	≈ 25,00	43,20	≈ 1.013,00	40
	40x60	9 mm	3	0,72	≈ 16,81	25,92	≈ 618,16	36
	30x60	9 mm	7	1,26	≈ 25,00	50,40	≈ 1.013,00	40
	20x60	9 mm	7	0,84	≈ 16,80	40,32	≈ 819,40	48
	30x30	9 mm	12	1,08	≈ 21,00	47,52	≈ 973,00	48
	120x240 K2	20 mm	1	2,86	≈ 134,20	25,70	≈ 1.307,80	9
	30x240 K2	20 mm	1	0,72	≈ 31,00	25,81	≈ 1.216,00	36***
	120x120 K2	20 mm	1	1,43	≈ 67,10	28,56	≈ 1.228,00	20
	60x120 K2	20 mm	1	0,72	≈ 33,40	25,20	≈ 1.182,00	35
PERCORSI QUARTZ	30x120 K2	20 mm	2	0,72	≈ 33,05	25,92	≈ 1.202,80	36
	45x90 K2	20 mm	2	0,81	≈ 37,40	21,87	≈ 1.022,80	27
	60x60 K2	20 mm	2	0,72	≈ 33,80	21,60	≈ 1.027,00	30
	60x60 K3	30 mm	1	0,36	≈ 23,68	14,40	≈ 960,20	40
	7,2x60 battiscopa	9 mm	10	mt 6,00	≈ 10,22	480,00	≈ 830,60	80*
	60x60	9 mm	3	1,08	≈ 25,00	43,20	≈ 1.013,00	40
	40x60	9 mm	3	0,72	≈ 16,81	25,92	≈ 618,16	36
	30x60	9 mm	7	1,26	≈ 25,00	50,40	≈ 1.013,80	40
	20x60	9 mm	7	0,84	≈ 16,80	40,32	≈ 819,40	48
	60x60 K2	20 mm	2	0,72	≈ 33,80	21,60	≈ 1.027,00	30
PERCORSI SMART	7,2x60 battiscopa	9 mm	10	mt 6,00	≈ 10,22	480,00	≈ 830,60	80*
	60x60	9 mm	3	1,08	≈ 25,00	43,20	≈ 1.013,00	40
	40x60	9 mm	3	0,72	≈ 16,81	25,92	≈ 618,16	36
	30x60	9 mm	7	1,26	≈ 25,00	50,40	≈ 1.013,00	40
	20x60	9 mm	7	0,84	≈ 16,80	40,32	≈ 819,40	48
	15x30 Not RT	9 mm	26	1,17	≈ 22,52	51,48	≈ 1.003,88	44
	120x240 K2	20 mm	1	2,86	≈ 134,20	25,70	≈ 1.307,80	9
	30x240 K2	20 mm	1	0,72	≈ 31,00	25,81	≈ 1.216,00	36***
	120x120 K2	20 mm	1	1,43	≈ 67,10	28,56	≈ 1.355,00	20
	45x90 K2	20 mm	2	0,81	≈ 37,40	21,87	≈ 1.022,80	27
60x60 K2	20 mm	2	0,72	≈ 33,80	21,60	≈ 1.027,00	30	
60x60 K3	30 mm	1	0,36	≈ 23,68	14,40	≈ 960,20	40	
7,2x60 battiscopa	9 mm	10	mt 6,00	≈ 10,22	480,00	≈ 830,60	80*	

* Venduti a scatole complete / Full boxes sold

*** Ordine minimo 25,81mq / Minimum order quantity 25,81 sqm

INFORMAZIONI TECNICHE
TECHNICAL FEATURES

DESCRIZIONE DESCRIPTION	NORME REGULATION	REQUISITI PRESCRITTI REQUIRED VALUES
	EN 14411 - ISO 13006	
 DIMENSIONI RETTIFICATO SIZES RECTIFIED	UNI EN ISO 10545-2	lunghezza-larghezza $\pm 0,3\%$ ($\pm 1,0$ mm max) <i>length-width</i>
		spessore $\pm 5,0\%$ ($\pm 0,5$ mm max) <i>thickness</i>
		ortogonalità $\pm 0,3\%$ ($\pm 1,5$ mm max) <i>rectangularity</i>
		rettilinearità $\pm 0,3\%$ ($\pm 0,8$ mm max) <i>straightness</i>
		planarità $\pm 0,4\%$ ($\pm 1,8$ mm max) <i>surface flatness</i>
		qualità superficie $\geq 95\%$ <i>surface quality</i>
 DIMENSIONI NON RETTIFICATO SIZES NOT RECTIFIED	UNI EN ISO 10545-2	lunghezza-larghezza $\pm 0,6\%$ ($\pm 2,0$ mm max) <i>length-width</i>
		spessore $\pm 5,0\%$ ($\pm 0,5$ mm max) <i>thickness</i>
		ortogonalità $\pm 0,5\%$ ($\pm 2,0$ mm max) <i>rectangularity</i>
		rettilinearità $\pm 0,5\%$ ($\pm 1,5$ mm max) <i>straightness</i>
		planarità $\pm 0,5\%$ ($\pm 2,0$ mm max) <i>surface flatness</i>
		qualità superficie $\geq 95\%$ <i>surface quality</i>
 ASSORBIMENTO ACQUA WATER ABSORPTION	UNI EN ISO 10545-3	$\leq 0,5\%$
 RESISTENZA A ROTTURA BREAKING STRENGTH	UNI EN ISO 10545-4	$R \geq 35$ N/mm ² $S \geq 700$ N (<7,5 mm) $S \geq 1300$ N ($\geq 7,5$ mm)
 RESISTENZA ABRASIONE PROFONDA (UGL - Matt) DEEP ABRASION RESISTANCE (UGL - Matt)	UNI EN ISO 10545-6	≤ 175 mm ³
 RESISTENZA SHOCK TERMICI THERMAL SHOCK RESISTANCE	UNI EN ISO 10545-9	resistenza / <i>resistant</i>
 RESISTENZA AL GELO FROST RESISTANCE	UNI EN ISO 10545-12	resistenza / <i>resistant</i>
 RESISTENZA CHIMICA CHEMICAL RESISTANCE	UNI EN ISO 10545-13	resistenza / <i>resistant</i>
 RESISTENZA ALLE MACCHIE STAIN RESISTANCE	UNI EN ISO 10545-14	pulibile / <i>cleanable</i>
 CLASSIFICAZIONE ANTISDRUCCIOLO ASSESSMENT OF SLIP RESISTANCE	DIN 51130	R
	DIN 51097	A+B+C
	B.C.R.A. (COF)	>0,40 bagnato / wet
	ANSI A137.1 2012 (DCOF)	>0,42 bagnato / wet
	BS 7976-2:2002 (UK) (Pendulum Test Value)	0-24 scivoloso / slippery 25-35 scivolosità moderata / moderately slippery >36 basso rischio scivolamento / low slipping risk

VALORI VALUES	VALORI VALUES	VALORI VALUES
PERCORSI EXTRA	PERCORSI QUARTZ	PERCORSI SMART
CONFORME COMPLIANT	CONFORME COMPLIANT	CONFORME COMPLIANT
-	-	CONFORME COMPLIANT (15x30)
$\leq 0,1\%$ (K3 CONFORME / COMPLIANT)	$\leq 0,1\%$	$\leq 0,1\%$ (K3 CONFORME / COMPLIANT)
9 mm CONFORME COMPLIANT	20 mm $R \geq 45$ N/mm ² $S \geq 10000$ N	9 mm CONFORME COMPLIANT
	K3 30 mm $R \geq 45$ N/mm ² $S \geq 25000$ N	20 mm $R \geq 45$ N/mm ² $S \geq 10000$ N
		K3 30 mm $R \geq 45$ N/mm ² $S \geq 25000$ N
≤ 150 mm ³	≤ 150 mm ³	≤ 150 mm ³
CONFORME COMPLIANT	CONFORME COMPLIANT	CONFORME COMPLIANT
CONFORME COMPLIANT	CONFORME COMPLIANT	CONFORME COMPLIANT
CONFORME COMPLIANT	CONFORME COMPLIANT	CONFORME COMPLIANT
CONFORME COMPLIANT	CONFORME COMPLIANT	CONFORME COMPLIANT
R9 60x120 - 60x60 - 40x60 - 30x60 - 20x60 30x30 R10 60x120 - 60x60 - 30x60 R11 120x240 K2 - 30x240 K2 - 120x120 K2 - 60x120 - 60x120 K2 - 30x120 K2 - 45x90 K2 - 60x60 - 60x60 K2 - 60x60 K3 - 40x60 - 30x60 - 20x60 - 30x30	R9 60x60 - 40x60 - 30x60 - 20x60 R11 60x60 - 60x60 K2 - 40x60 30x60 - 20x60	R9 60x60 - 40x60 - 30x60 - 20x60 R11 120x240 K2 - 30x240 K2 - 120x120 K2 - 45x90 K2 - 60x60 - 60x60 K2 - 60x60 K3 - 40x60 - 30x60 - 20x60 - 15x30 Not RT
A Natural R9 / A+B Structured R10 / A+B+C Structured R11 (PIETRA DI BARGE A+B , altri colori A+B+C)	A Natural R9 / A+B+C Structured R11	A Natural R9 / A+B+C Structured R11
CONFORME COMPLIANT	CONFORME COMPLIANT	CONFORME COMPLIANT
CONFORME COMPLIANT	CONFORME COMPLIANT	CONFORME COMPLIANT
>36 60x120 P. Di Vals/ P. Di Barge/ P. Di Faedis/ P. Di Combe 60x60 P. Di Vals/ P. Di Barge/ P. Di Faedis/ P. Di Combe 30x60 P. Di Vals/ P. Di Barge/ P. Di Faedis/ P. Di Combe	-	-

Piastrelle pressate a secco - Conforme alla norma EN 14411 e ISO 13006 appendice G gruppo B1-a con E $\leq 0,5\%$
 Dry pressed tiles - Compliant with standards EN 14411 and ISO 13006 annex G group B1-a with E $\leq 0,5\%$



HEADQUARTER via statale 467, 21
42013 Casalgrande (RE) - Italy
FACTORY via canale, 67
42013 Casalgrande (RE) - Italy
WAREHOUSE via dell'industria, 1
42013 Casalgrande (RE) - Italy

PHONE +39 0522 997511
FAX +39 0522 997544 (OT) - 545 (IT)
ADMIN. FAX +39 0522 997413

info@keope.com
keope.com

IT_
Ceramiche Keope si riserva la facoltà di apportare variazioni ai prodotti illustrati in questo catalogo per necessità produttive o al fine di migliorarne la qualità. I campioni sono puramente indicativi. Gli imballaggi e pesi riportati possono variare per necessità produttive. Consultare gli uffici commerciali al momento dell'ordine.

EN_
Ceramiche Keope reserves the right to vary the products illustrated in this catalogue for production purposes or in order to improve quality. Samples are purely indicative. Packaging and weights shown may be varied in line with production requirements. Check with the sales department at the time of order.

